MGA
LOT 8
DP 1077852
LOT 9
DP 1077852
LOT 7
DP 1077852
LOT 17
DP 1077852
LOT 11
DP 1077852
SCHOOL OVAL
BRICK BUILDING
BRICK & METAL BUILDING
TIMBER STORAGE BUILDING
METAL BUILDING
TWO STOREY BUILDING METAL ROOF
TWO STOREY BRICK BUILDING METAL ROOF
TWO STOREY BRICK BUILDING TILE ROOF
BRICK & METAL BUILDING
BRICK BUILDING
BRICK BUILDING
BRICK

1 Ground
1:500

GROUND

BUILDING A: 0 (LG), 4 (GF)
BUILDING B: 7 (LG), 11 (GF)
TOTAL NATURAL CROSS VENTILATION: 34

2 Level 01
1:500

LEVEL 01

BUILDING A: 12
BUILDING B: 22
TOTAL CROSS VENTILATION: 34

3 Level 02
1:500

LEVEL 02

BUILDING A: 13
BUILDING B: 22
TOTAL CROSS VENTILATION: 34

NATURAL CROSS VENTILATION
(as per the ADG definition)

NATURAL CROSS VENTILATION
(apartments which meet relevant natural ventilation criteria as defined in ventilation report)

NATURAL CROSS VENTILATION
(via operable skylights)

Rev	Date	Approved by	Revision Notes
A	02.08.18	JW	Development Application
B	15.12.18	JW	Responses to Council RFI#1
C	15.05.19	JW	Development Application Amendments

Client
Detcorp
Level 3, 161 Redfern Street, Redfern
NSW 2016, Australia

Project Title
WSU - Lot 5
155-164 Rawhebory Road, 2a Deny Road Westmead NSW 2145 Australia

Drawing Title
Solar and Cross Ventilation Diagrams
Cross Ventilation Diagrams Sheet 1

Scale	Project No.	Drawn by	Scale
1:500 @A1, 970@A3	10001	Turner	N
Status	Dwg No.	Rev.	
For Information	DA-720-001		

TURNER

3 Level 03
1:500

LEVEL 03

BUILDING A: 15
BUILDING B: 23
TOTAL CROSS VENTILATION: 38

2 Level 04
1:500

LEVEL 04

BUILDING A: 11
BUILDING B: 21
TOTAL CROSS VENTILATION: 32

3 Level 05
1:500

LEVEL 05

BUILDING A: 11
BUILDING B: 21
TOTAL CROSS VENTILATION: 32

NATURAL CROSS VENTILATION
(as per the ADG definition)

NATURAL CROSS VENTILATION
(apartments which meet relevant natural ventilation criteria as defined in ventilation report)

NATURAL CROSS VENTILATION
(via operable skylights)

Rev	Date	Approved by	Revision Notes
A	02.08.18	JW	Development Application
B	15.12.18	JW	Responses to Council RFI#1
C	15.05.19	JW	Development Application Amendments

Client
Detcorp
Level 3, 161 Redfern Street, Redfern
NSW 2016, Australia

Project Title
WSU - Lot 5
155-164 Parkesbury Road, 2a Deng Road Westmead NSW 2145 Australia

Drawing Title
Solar and Cross Ventilation Diagrams
Cross Ventilation Diagrams Sheet 2

Scale	Project No.	Drawn by	Scale
1:500 @A1,1:1000@A3	10001	Jamie	
Status	Dwg No.	Rev	
For Information	DA-720-002	N	

TURNER

1 Level 06
1:500

LEVEL 06

BUILDING A: 11
BUILDING B: 21
TOTAL CROSS VENTILATION: 32

2 Level 07
1:500

LEVEL 07

BUILDING A: 11
BUILDING B: 26
TOTAL CROSS VENTILATION: 37

3 Level 08
1:500

LEVEL 08

BUILDING A: 13
BUILDING B: 14
TOTAL CROSS VENTILATION: 24

NATURAL CROSS VENTILATION
(as per the ADG definition)

NATURAL CROSS VENTILATION
(apartments which meet relevant natural ventilation criteria as defined in ventilation report)

NATURAL CROSS VENTILATION
(via operable skylights)

Detcorp
Level 3, 161 Redfern Street, Redfern
NSW 2016, Australia

WSU - Lot 5
155-164 Hawkesbury Road, 2a Darcy Road Westmead NSW 2145 Australia

Solar and Cross Ventilation Diagrams
Cross Ventilation Diagrams Sheet 3

1:500 @A1,1:1000@A3 | 10001 | Turner
For information | DA-720-003 | N

TURNER

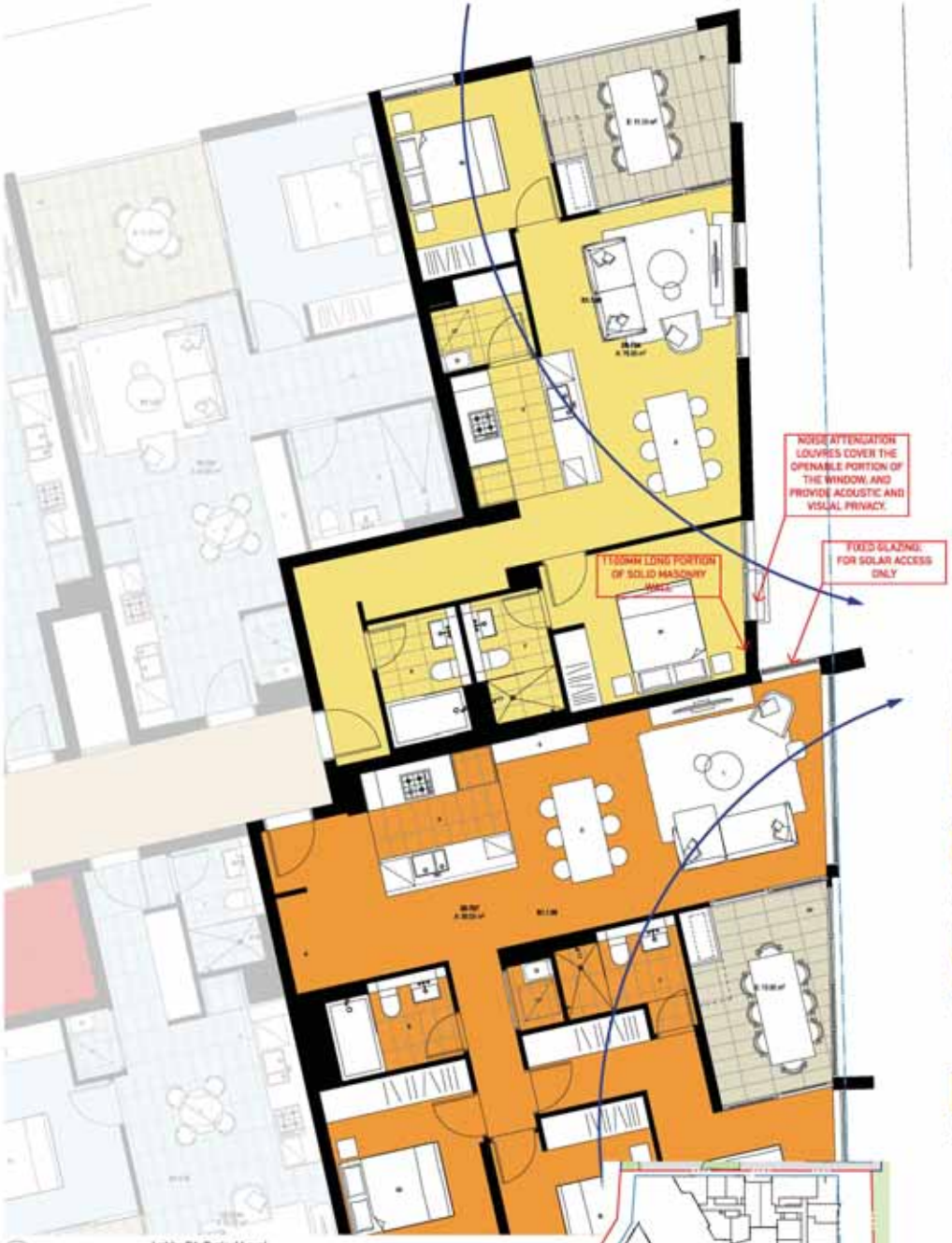

1 Lobby B1_Typical Level
1:50

Includes Apartment Numbers:

B1.1.08, B1.2.08, B1.3.08, B1.4.08
B1.5.08, B1.6.08, B1.7.08, B1.8.08,
B1.9.08, B1.10.08, B1.11.08, B1.12.08,
B1.13.08, B1.14.08

B1.1.09, B1.2.09, B1.3.09, B1.4.09
B1.5.09, B1.6.09, B1.7.09, B1.8.07,
B1.9.07, B1.10.07, B1.11.07, B1.12.07,
B1.13.07, B1.14.07

Location Plan

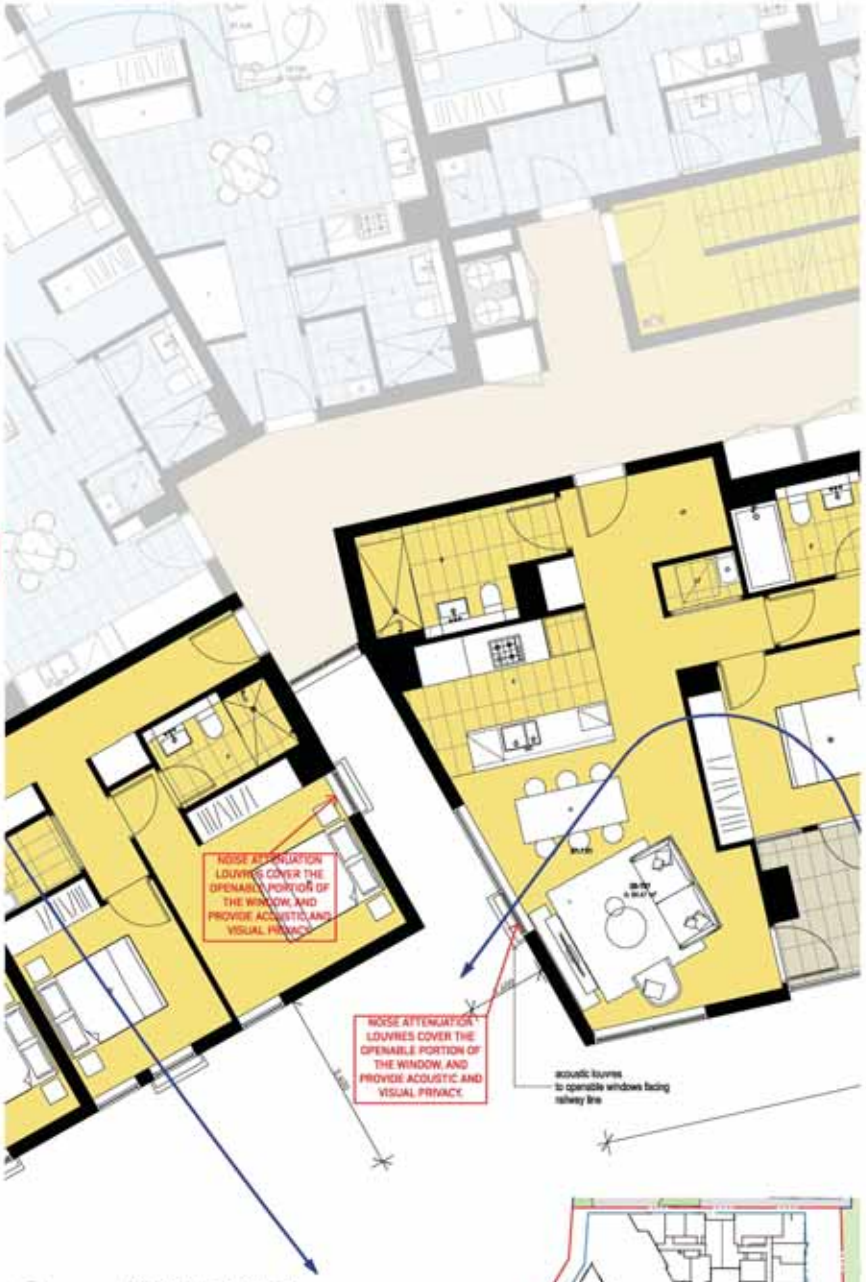

2 Lobby B1_Ground Floor - Level 7
1:50

Includes Apartment Numbers:

B1.G.01, B1.1.01, B1.2.01, B1.3.01
B1.4.01, B1.5.01, B1.6.01, B1.7.01

B1.G.02, B1.1.02, B1.2.02, B1.3.02
B1.4.02, B1.5.02, B1.6.02, B1.7.02

Location Plan

NATURAL CROSS VENTILATION
(as per the ADG definition)

NATURAL CROSS VENTILATION
(apartments which meet relevant natural ventilation criteria as defined in ventilation report)

NATURAL CROSS VENTILATION
(via operable skylights)

Rev	Date	Approved by	Revision Notes
A	10.05.17	JM	Development Application Amendments

Client
Detcorp
Level 3, 161 Redfern Street, Redfern
NSW 2016, Australia

Project Title
WSU - Lot 5
155-164 Hawkesbury Road, 2a Derby Road Westmead NSW 2145 Australia

Drawing Title
Solar and Cross Ventilation Diagrams
Acoustic and Visual Privacy

Scale	Project No.	Drawn by	Scale
1:50 B01,B1MBA3	10001	Turner	
Status	Dwg No.	Rev.	
For Information	DA-725-001	A	

TURNER

1 Lobby B1_Typical Level
1:50

Includes Apartment Numbers:

B1.1.05, B1.2.05, B1.3.05, B1.4.05
B1.5.05, B1.6.05, B1.7.05, B1.8.03,
B1.9.03, B1.10.03, B1.11.03, B1.12.03,
B1.13.03, B1.14.03

B1.1.06, B1.2.06, B1.3.06, B1.4.06
B1.5.06, B1.6.06, B1.7.06, B1.8.04,
B1.9.04, B1.10.04, B1.11.04, B1.12.04,
B1.13.04, B1.14.04

Location Plan

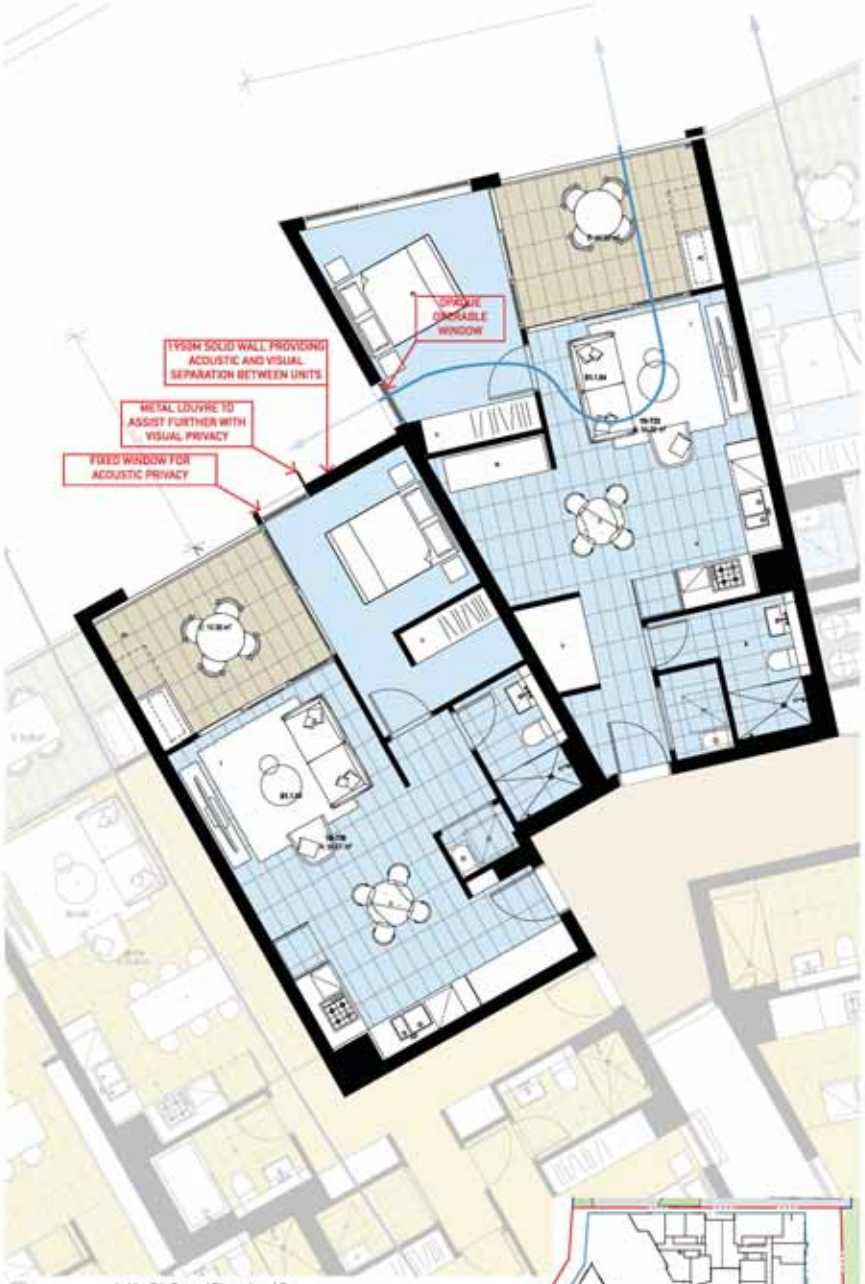

2 Lobby B1_Ground Floor - Level 7
1:50

Includes Apartment Numbers:

B1.G.03, B1.1.03, B1.2.03, B1.3.03
B1.4.03, B1.5.03, B1.6.03, B1.7.03

B1.G.04, B1.1.04, B1.2.04, B1.3.04
B1.4.04, B1.5.04, B1.6.04, B1.7.04

Location Plan

NATURAL CROSS VENTILATION (as per the ADG definition)

NATURAL CROSS VENTILATION (apartments which meet relevant natural ventilation criteria as defined in ventilation report)

NATURAL CROSS VENTILATION (via operable skylights)

No.	Date	Approved by	Revision Notes
A	10.05.17	JM	Development Application Amendments

Client
Detcorp
Level 3, 161 Redfern Street, Redfern
NSW 2016, Australia

Project Title
WSU - Lot 5
150-154 Hawkesbury Road, 2a Derby Road Westmead NSW 2145 Australia

Drawing Title
Solar and Cross Ventilation Diagrams
Acoustic and Visual Privacy

Scale	Project No.	Drawn by	Scale
1:50 @A1, 1:100 @A3	10001	Turner	
Status	Dwg No.	Rev.	
For Information	DA-725-002	A	

TURNER

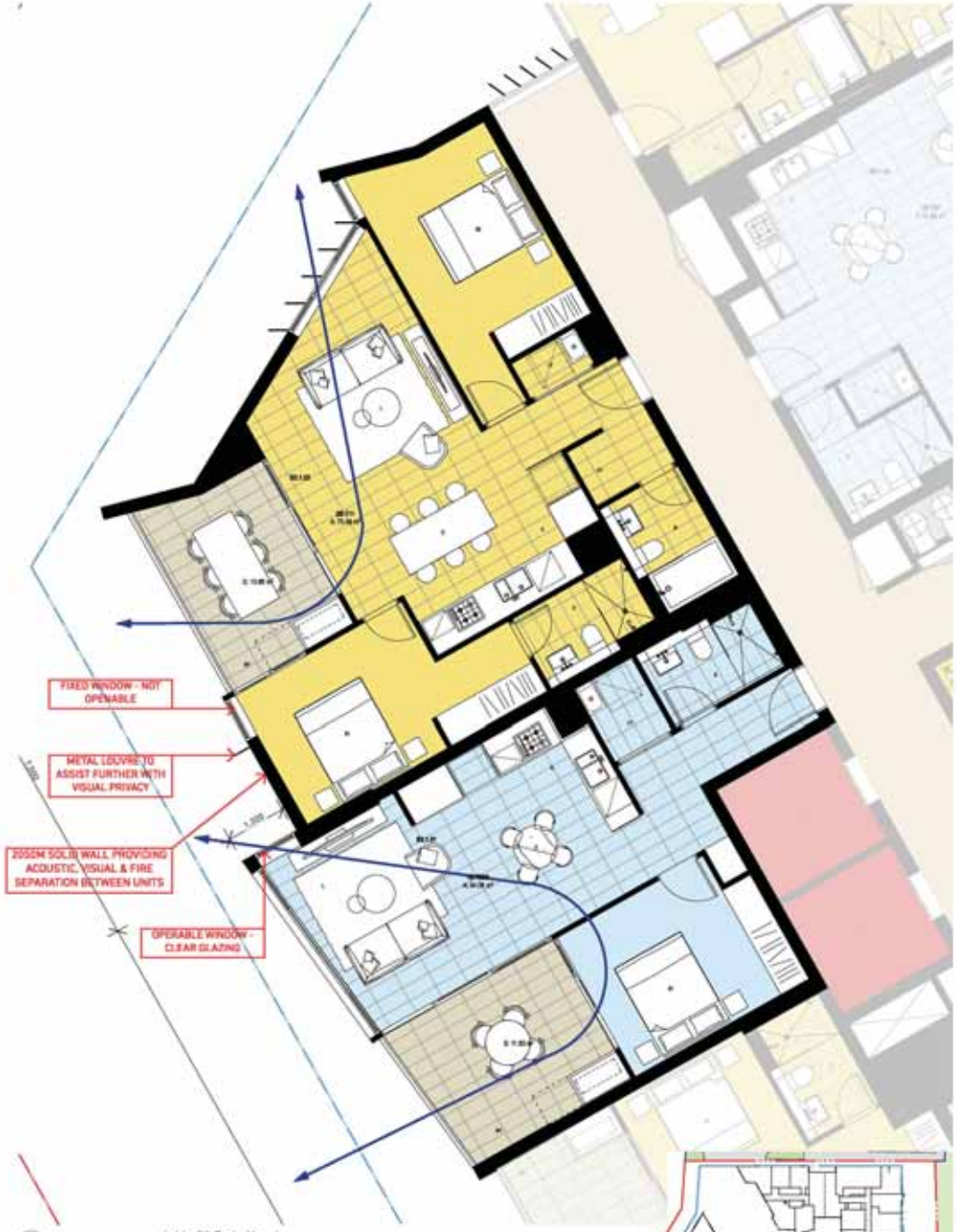

1 Lobby B3_Typical Level
1:50

Includes Apartment Numbers:

B3.1.01, B3.2.01, B3.3.01, B3.4.01
B3.5.01, B3.6.01, B3.7.01, B3.8.01
B3.9.01, B3.10.01, B3.11.01, B3.12.01,
B3.13.01, B3.14.01, B3.15.01, B3.16.01,
B3.17.01, B3.18.01, B3.19.01, B3.20.01,
B3.21.01, B3.22.01, B3.23.01

B3.1.02, B3.2.02, B3.3.02, B3.4.02
B3.5.02, B3.6.02, B3.7.02, B3.8.02
B3.9.02, B3.10.02, B3.11.02, B3.12.02,
B3.13.02, B3.14.02, B3.15.02, B3.16.02,
B3.17.02, B3.18.02, B3.19.02, B3.20.02,
B3.21.02, B3.22.02, B3.23.02

Location Plan

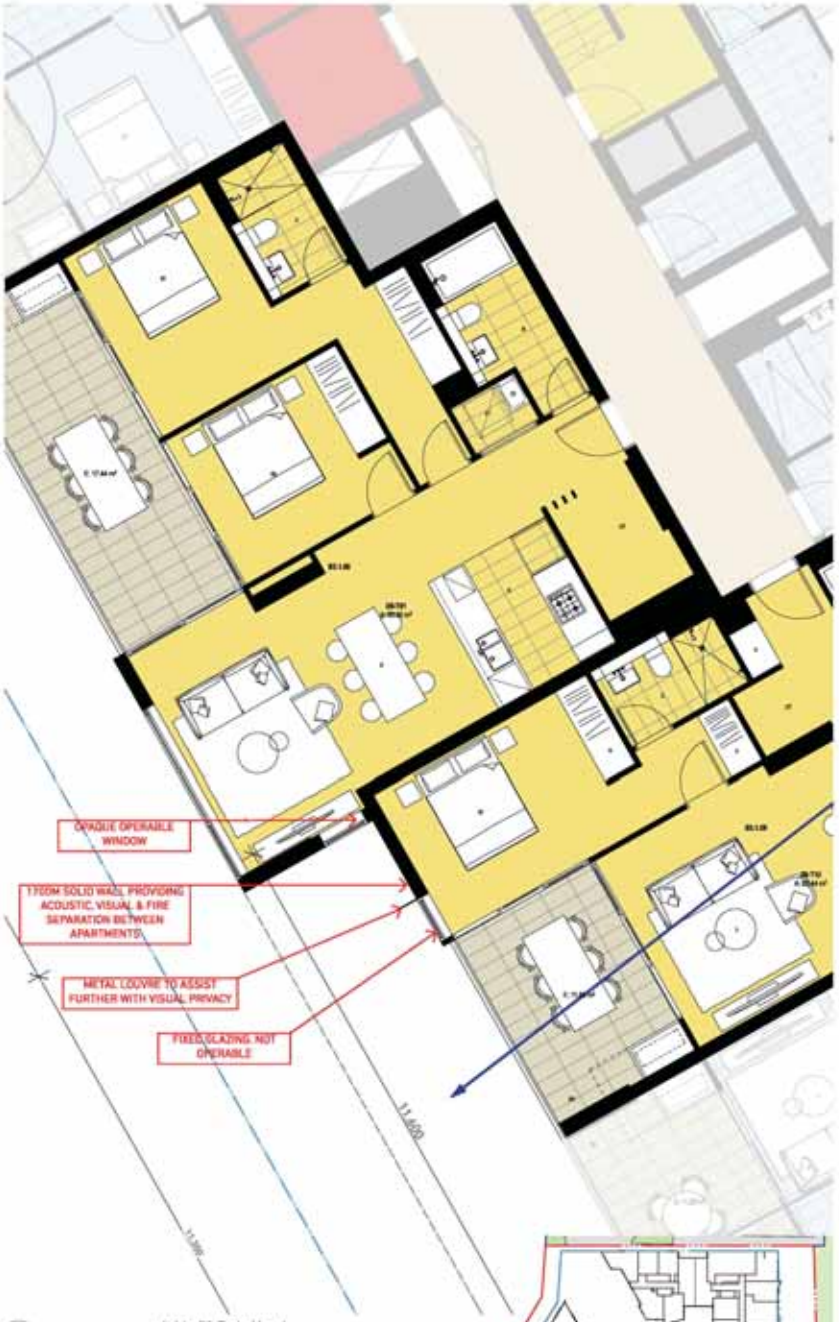

2 Lobby B3_Typical Level
1:50

Includes Apartment Numbers:

B3.1.08, B3.2.08, B3.3.08, B3.4.08
B3.5.08, B3.6.08, B3.7.08

B3.1.09, B3.2.09, B3.3.09, B3.4.09
B3.5.09, B3.6.09, B3.7.09

Location Plan

NATURAL CROSS VENTILATION (as per the ADG definition)

NATURAL CROSS VENTILATION (apartments which meet relevant natural ventilation criteria as defined in ventilation report)

NATURAL CROSS VENTILATION (via operable skylights)

Client
Dexory
Level 3, 161 Redfern Street, Redfern
NSW 2016, Australia

Project Title
WSU - Lot 5
155-164 Hawkesbury Road, 2a Derry Road Westmead NSW 2145 Australia

Drawing Title
Solar and Cross Ventilation Diagrams
Acoustic and Visual Privacy

Scale 1:50 @A1,1:100@A3 | Project No. 10001 | Drawn by Turner | Rev. A
Status For Information | Dwg No. DA-725-003

TURNER

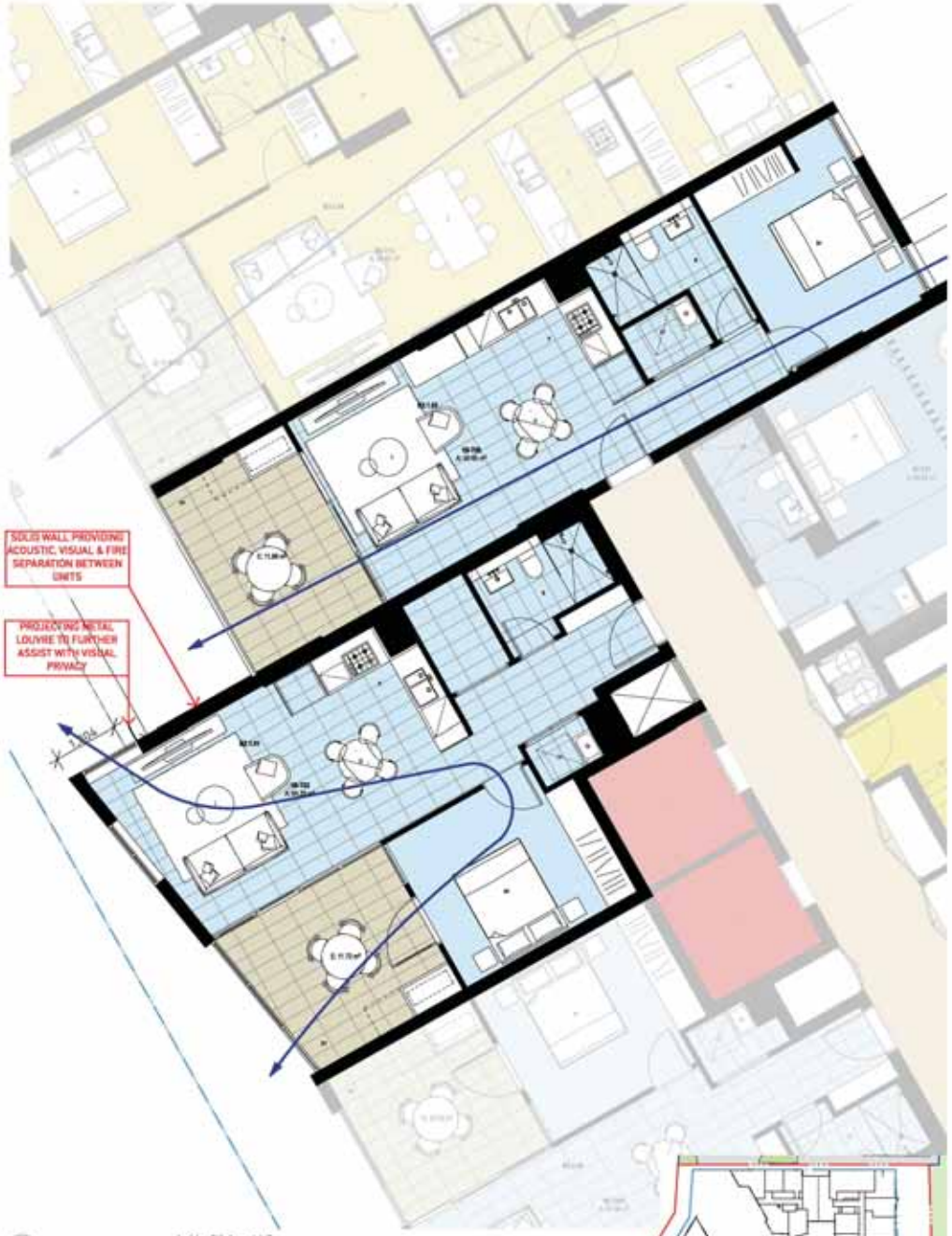

1 Lobby B2_Level 1-7
1:50

Includes Apartment Numbers:

B2.1.01, B2.2.01, B2.3.01, B2.4.01
B2.5.01, B2.6.01, B2.7.01

B2.1.02, B2.2.02, B2.3.02, B2.4.02
B2.5.02, B2.6.02, B2.7.02

Location Plan

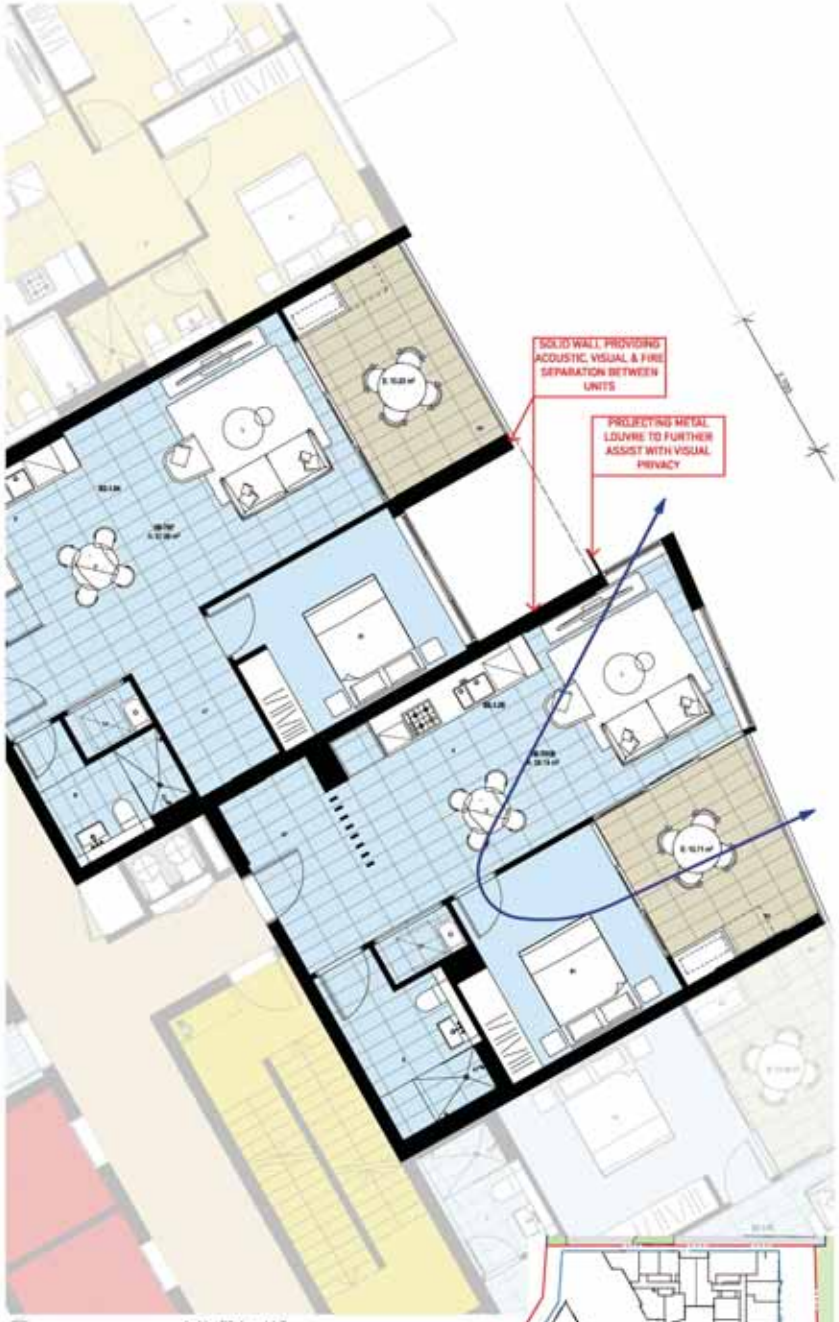

2 Lobby B3_Level 1-7
1:50

Includes Apartment Numbers:

B3.1.04, B3.2.04, B3.3.04, B3.4.04
B3.5.04, B3.6.04, B3.7.04

B3.1.05, B3.2.05, B3.3.05 B3.4.05
B3.5.05, B3.6.05, B3.7.05

Location Plan

NATURAL CROSS VENTILATION (as per the ADG definition)

NATURAL CROSS VENTILATION (apartments which meet relevant natural ventilation criteria as defined in ventilation report)

NATURAL CROSS VENTILATION (via operable skylights)

Rev	Date	Approved by	Revision Notes
A	10.05.17	JW	Development Application Amendments

Client
Dexory
Level 3, 161 Redfern Street, Redfern
NSW 2016, Australia

Project Title
WSU - Lot 5
155-164 Hawkesbury Road, 2a Derry Road Westmead NSW 2145 Australia

Drawing Title
Solar and Cross Ventilation Diagrams
Acoustic and Visual Privacy

Scale	Project No.	Drawn by	Rev
1:50 @A1, 1P%@A3	10001	Turner	A
Status	Dwg No.		
For Information	DA-725-004		

TURNER

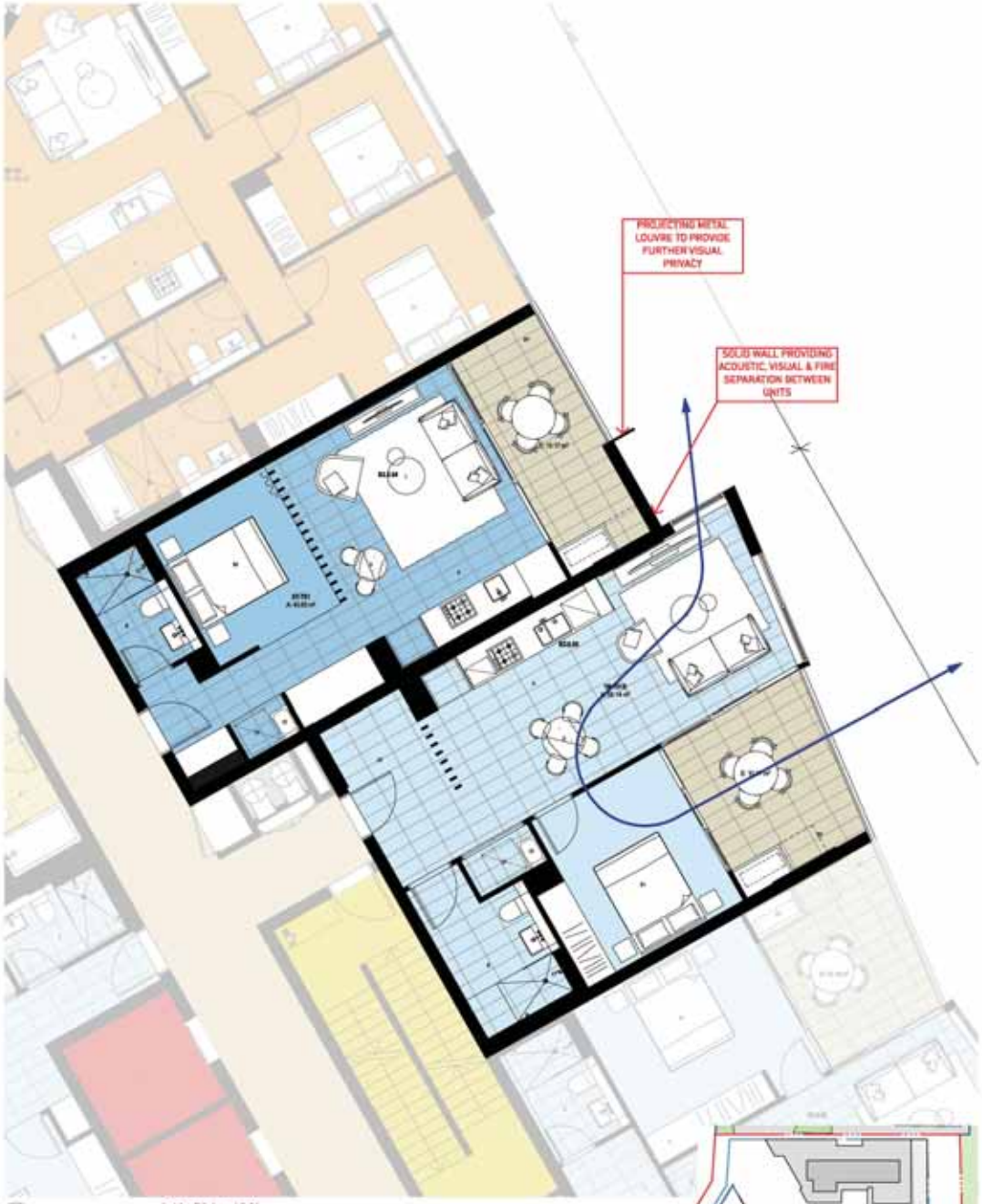

1 Lobby B3_Level 8-21
1:50

Includes Apartment Numbers:

B3.8.04, B3.9.04, B3.10.04, B3.11.04
B3.12.04, B3.13.04, B3.14.04, B3.15.04,
B3.16.04, B3.17.04, B3.18.04, B3.19.04,
B3.20.04, B3.21.04

B3.8.05, B3.9.05, B3.10.05, B3.11.05
B3.12.05, B3.13.05, B3.14.05, B3.15.05,
B3.16.05, B3.17.05, B3.18.05, B3.19.05,
B3.20.05, B3.21.05

Location Plan

2 Lobby A2_Level 1-3
1:50

Includes Apartment Numbers:

A2.1.04, A2.2.04, A2.3.04,
A2.1.05, A2.2.05, A2.3.05

Location Plan

NATURAL CROSS VENTILATION (as per the ADG definition)

NATURAL CROSS VENTILATION (apartments which meet relevant natural ventilation criteria as defined in ventilation report)

NATURAL CROSS VENTILATION (via operable skylights)

Client
Dexory
Level 3, 161 Redfern Street, Redfern
NSW 2016, Australia

Project Title
WSU - Lot 5
150-154 Hawkesbury Road, 2a Derry Road Westmead NSW 2145 Australia

Drawing Title
Solar and Cross Ventilation Diagrams
Acoustic and Visual Privacy

Scale 1:50 @A1,1:100@A3 | Project No. 10001 | Drawn by Jamie | Rev. A
Status For Information | Dwg No. DA-725-005

TURNER

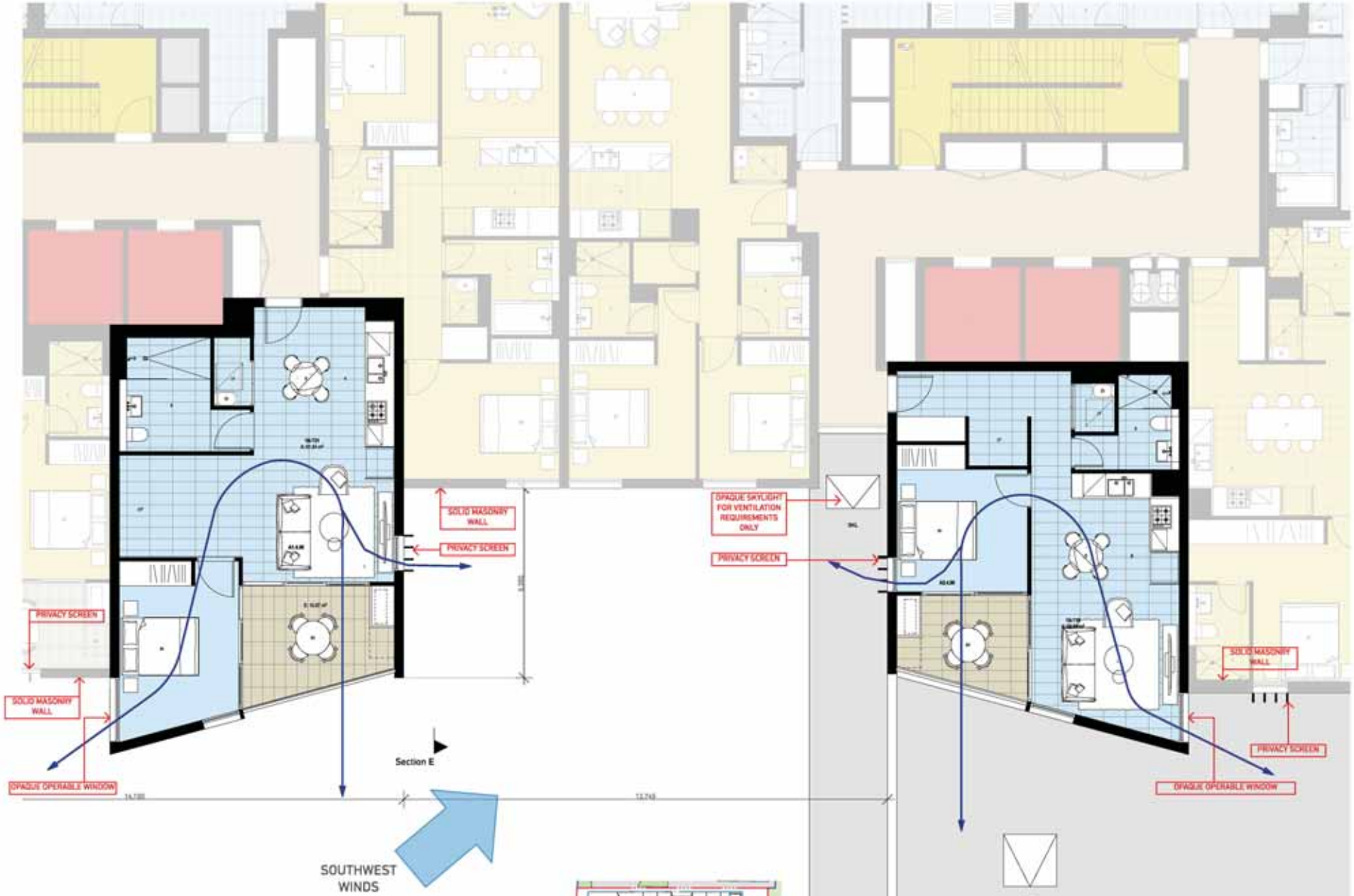

1 Lobby A1, A2_Level 4 and Above
1:50

Includes Apartment Numbers:

A1.1.06, A1.2.06, A1.3.06, A1.4.06, A1.5.06, A1.6.06, A1.7.06, A1.8.06
A2.4.06, A2.5.06, A2.6.06, A2.7.06, A2.8.06

Location Plan

NATURAL CROSS VENTILATION (as per the ADG definition)

NATURAL CROSS VENTILATION (apartments which meet relevant natural ventilation criteria as defined in ventilation report)

NATURAL CROSS VENTILATION (via operable skylights)

No.	Date	Approved by	Revision Notes
A	10.05.17	JM	Development Application Amendments

Client
Detcorp
Level 3, 161 Redfern Street, Redfern
NSW 2016, Australia

Project Title
WSU - Lot 5
155-164 Parramatta Road, 2a Derry Road Westmead NSW 2145 Australia

Drawing Title
Solar and Cross Ventilation Diagrams
Acoustic and Visual Privacy

Scale	Project No.	Drawn by	Rev
1:50 @A1, 1:100 @A3	10001	Jamer	A
Status	Dwg No.		
For Information	DA-725-006		

TURNER

NATURAL CROSS VENTILATION
(as per the ADG definition)

NATURAL CROSS VENTILATION
(apartments which meet relevant natural ventilation criteria as defined in ventilation report)

NATURAL CROSS VENTILATION
(via operable skylights)

1 Lobby A1, A2_Level 1 to Level 8
1:50

Includes Apartment Numbers:

A1.1.04, A1.2.04, A1.3.04, A1.4.04, A1.5.04, A1.6.04, A1.7.04, A1.8.04
A2.1.02, A2.2.02, A2.3.02, A2.4.02, A2.5.02, A2.6.02, A2.7.02, A2.8.02

Location Plan

Client
Detcorp
Level 3, 161 Redfern Street, Redfern
NSW 2016, Australia

Project Title
WSU - Lot 5
150-154 Hawkesbury Road, 2a Derby Road Westmead NSW 2145 Australia

Drawing Title
Solar and Cross Ventilation Diagrams
Acoustic and Visual Privacy

Scale	Project No.	Drawn by	Scale
1:50 @A1, 1:100@A3	10001	Jamer	
Status	Dwg No.	Rev.	
For Information	DA-725-007	A	

TURNER

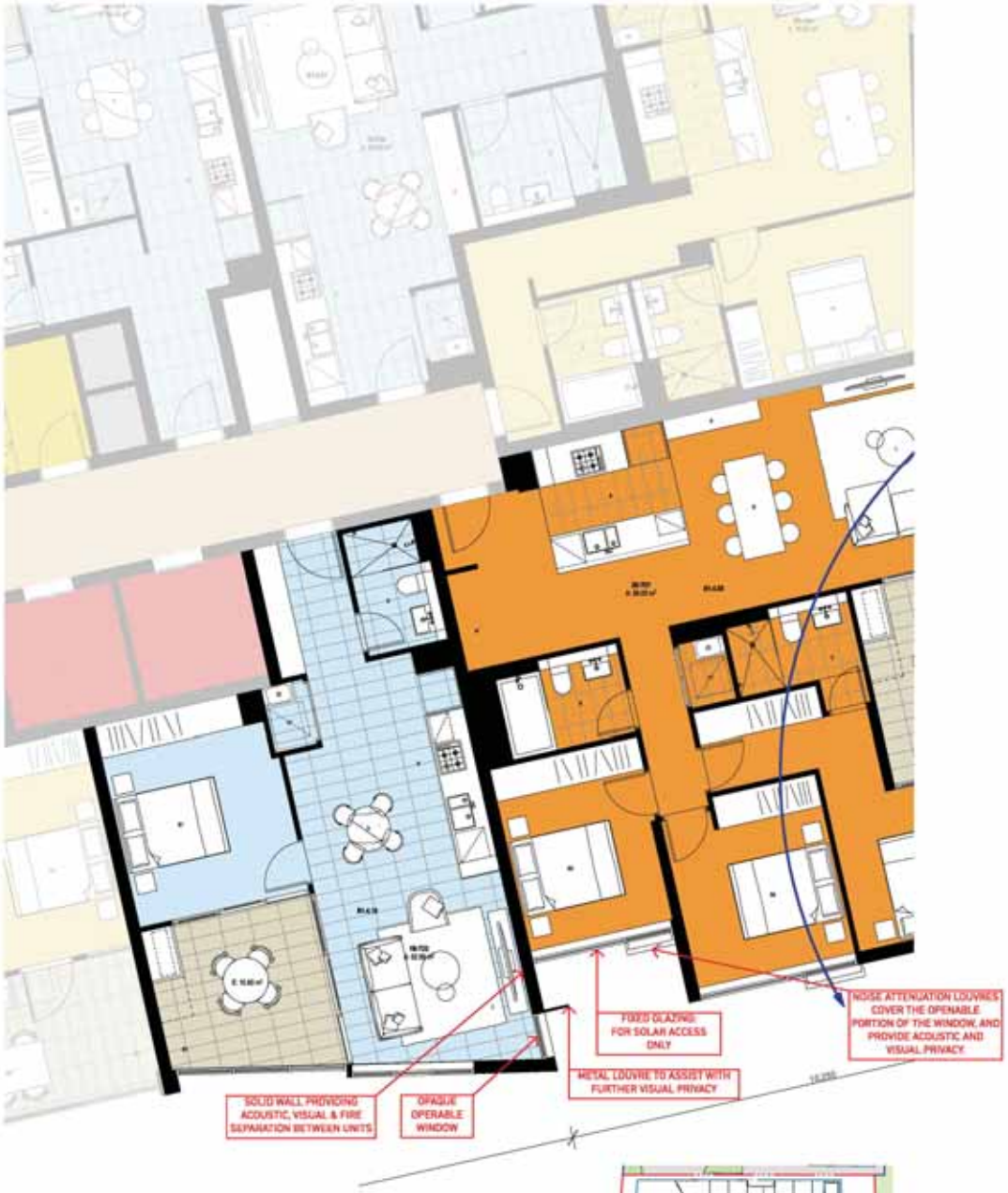

1 Lobby B1_Level 3 to Level 8
1:50

Includes Apartment Numbers:

B1.3.08, B1.4.08, B1.5.08, B1.6.08
B1.7.08, B1.8.08

B1.3.09, B1.4.09, B1.5.09, B1.6.09
B1.7.09, B1.8.09

Location Plan

NATURAL CROSS VENTILATION (as per the ADG definition)

NATURAL CROSS VENTILATION (apartments which meet relevant natural ventilation criteria as defined in ventilation report)

NATURAL CROSS VENTILATION (via operable skylights)

No.	Date	Approved by	Revision Notes
A	10.05.17	JM	Development Application Amendments

Client
Detcorp
Level 3, 161 Redfern Street, Redfern
NSW 2016, Australia

Project Title
WSU - Lot 5
150-154 Rawhebory Road, 2a Derry Road Westmead NSW 2145 Australia

Drawing Title
Solar and Cross Ventilation Diagrams
Acoustic and Visual Privacy

Scale	Project No.	Drawn by	Scale
1:50 @A1,1:100@A3	10001	Turner	
Status	Dwg No.	Rev.	
For Information	DA-725-008	A	

TURNER

1 Communal Open Area
1:500

COMMUNAL OPEN AREA (ADG)

"Outdoor space located within the site at ground level or on a structure that is within common ownership and for the recreational use of residents of the development. Communal open space may be accessible to residents only, or to the public."

"Communal open space should have a minimum dimension of 3m, and larger developments should consider greater dimensions."

Communal Open Area = 4,727 sqm

Communal Open Area = 50.35% (ADG Min. requirement 25%)

2 Deep Soil (ADG)
1:500

Note:

Precinct Masterplan provides substantial deep soil areas in adjacent reserve.

DEEP SOIL AREA (ADG PART 3E)

"For site area greater than 1,500sqm minimum dimensions for deep soil area is 6m."

Deep Soil Area = 806.27 sqm

Deep Soil Area = 8.59% (ADG Min. requirement 7%)

LANDSCAPED AREA (DCP)

"A part of a site used for growing plants, grasses and trees, but does not include any building, structure or hard paved area.

"To measure landscaped open space:
- impervious surfaces such as driveways, paved areas, roofed areas, car parking and stormwater structures, decks and the link and any area with a width or length of less than 2m are excluded

- the water surface of swimming pools is included

- landscaping is to be at ground level

- the minimum soil depth of land that can be included as landscaped open space is 1m"

Landscape Area = 1895.34 sqm

Landscape Area = 20.19% of site area

3 Landscape Area
1:500

LEGEND

Site Area: 9389sqm

Communal Open Space

Landscaped Area

Deep Soil Area

Building Footprint of Basement Below

Detcorp
Level 3, 161 Redfern Street, Redfern
NSW 2016, Australia

WSU - Lot 5
155-164 Hawkesbury Road, 2a Darcy Road Westmead NSW 2145 Australia

Landscape Amenities
Landscape/Communal Area

1:500, 1:500 @A1, 50%@A3 | 10001 | Jamie | N
For Information | DA-730-001

TURNER

1 Lower Ground
1:500

2 Ground
1:500

3 Level 01
1:500

4 Level 02
1:500

Rev	Date	Approved by	Revision Notes
C	11.06.18	JM	Development Application
J	06.11.18	JM	DA Update
M	15.02.19	JM	Development Application Amendments

Client
Detcorp
Level 3, 161 Redfern Street, Redfern
NSW 2016, Australia

Project Title
WSU - Lot 5
150-154 Rawhebory Road, 2a Derry Road Westmead NSW 2145 Australia

Drawing Title
GFA Diagrams
GFA Diagrams Sheet 1

Scale	Project No.	Drawn by	Scale
1:500 @A1, 1:1000 @A3	10001	Jamar	
Status	Dwg No.	Rev.	
For Information	DA-700-001	N	

TURNER

1 Level 03
1:500

2 Level 04
1:500

3 Level 05
1:500

4 Level 06
1:500

Revision Schedule for Amended Specifications			
Amendment Date	Amendment	Approved by	Revision Number
Amendment Date	Fire Stairs, Accessible, Hydrant, Hydrant	Fire	FS, AC, HD, HY
Amendment Date	Amendment to Grid	Grid	Grid
Amendment Date	Amendment	Grid	Grid
Amendment Date	Amendment Amendment Amendment	Grid	Grid, GF, GF
Amendment Date	Amendment Grid	Grid	Grid, GF
Amendment Date	Amendment Grid to Grid	Grid	Grid
Amendment Date	Amendment Amendment	Grid	Grid
Amendment Date	Amendment to Amendment	Grid	Grid
Amendment Date	Amendment to Amendment Amendment	Grid	Grid
Amendment Date	Amendment Amendment Amendment

1 Level 07
1:500

2 Level 8 -14
1:500

3 Level 15-21
1:500

4 Level 22-23
1:500

GFA SUMMARY

RESIDENTIAL

LOWER GROUND:	881 m²
GROUND:	2339 m²
LEVEL 1:	3272 m²
LEVEL 2:	3361 m²
LEVEL 3:	3361 m²
LEVEL 4:	2948 m²
LEVEL 5:	2948 m²
LEVEL 6:	2948 m²
LEVEL 7:	2948 m²
LEVEL 8 - 14:	2290 m²
LEVEL 15 - 21:	772 m²
LEVEL 22 - 23:	768 m²
	42724 m²

COMMUNITY ROOM 80 m²

GRAND TOTAL (minus 1m2 riser each unit) 42470 m²

Client
Detcorp
Level 3, 161 Redfern Street, Redfern
NSW 2016, Australia

Project Title
WSU - Lot 5
155-164 Hawkesbury Road, 2a Darcy Road Westmead NSW 2145 Australia

Drawing Title
GFA Diagrams
GFA Diagrams Sheet 3

Scale 1:500 @A1,1:1000@A3 | Project No. 10001 | Drawn by Turner | Rev.
Status For Information | Dwg No. DA-700-003

TURNER

View of the Building from the north east from Lot 1 & Oakes Lane.

View of Building A2 Lobby entry, north east from Lot 1 & Oakes Lane.

NOTES

Rev	Date	Approved by	Revision Notes
A	10.03.17	JW	Development Application Amendments

CLIENT
Delcorp
Level 3, 161 Redfern Street, Redfern
NSW 2016, Australia

Project Title
WSU - Lot 5
159-164 Hawkesbury Road, 2a Darcy Road Westmead NSW 2145 Australia

Drawing Title
3D Views
Perspective Sheet 1

Scale	Project No.	Drawn by	Date
@A1, Image1	10001	Author	
Status	Dwg No.	Rev.	
For Information	DA-010-001	A	

TURNER

View of the Building A2 lobby entry , Heritage Building beyond.

View of the Building B1 lobby entry and the Ground Floor podium courtyard beyond.

Delcorp
Level 3, 161 Redfern Street, Redfern
NSW 2016, Australia

WSU - Lot 5
159-164 Hawkesbury Road, 2a Darcy Road Westmead NSW 2145 Australia

3D Views
Perspective Sheet 2

Scale: @A1, NTS@A3	Project No: 10001	Drawn by: Turner	Date:
Status: For Information	Drawing No: DA-010-002	Rev: A	

TURNER

View of the Building B2 lobby entry and the Ground Floor podium courtyard.

View of the Building B2 lobby entry.

Delcorp
Level 3, 161 Redfern Street, Redfern
NSW 2016, Australia

WSU - Lot 5
159-164 Parramatta Road, 2a Darcy Road Westmead NSW 2145 Australia

3D Views
Perspective Sheet 3

Date: ДМ, ММДД	Project No: 10001	Drawn by: Turner	Date:
Status: For Information	Dwg No: DA-010-003	No: A	

TURNER

View of Lot 5 from the east from the Marist Brother's Playing Fields.

View of Building from the south from Rail Corp Railway.

Rev	Date	Approved by	Revision Notes
A	10.05.17	JM	Development Application Amendments

Client
Detcorp
Level 3, 161 Redfern Street, Redfern
NSW 2016, Australia

Project Title
WSU - Lot 5
110-134 Rawhebory Road, 2a Derry Road Westmead NSW 2145 Australia

Drawing Title
3D Views
Perspective Sheet 4

Scale	Projection	Drawn by	Scale
@A1, NTS@A3	10001	Jamer	
Status	Dwg No	Rev	
For Information	DA-010-004	A	

TURNER

View of the lobby entries to Buildings A1 & B3.

View of Building A1 Lobby entry, with Building B3 Lobby entry beyond

NOTES

Rev	Date	Approved by	Revision Notes
A	03.03.17	JM	Development Application amendments

CLIENT
Delcorp
Level 3, 161 Redfern Street, Redfern
NSW 2016, Australia

Project Title
WSU - Lot 5
159-164 Hawkesbury Road, 2a Darcy Road Westmead NSW 2145 Australia

Drawing Title
3D Views
Perspective Sheet 3

Scale	Project No.	Drawn by	Date
@A1, NTS@A1	10001	Turner	
Status	Dwg No.	No.	
For Information	DA-010-005	A	

TURNER

Rev | Date | Approved by | Revision Notes
A | 10.05.17 | JM | Development Applications Amendments

Client
Detcorp
Level 3, 161 Redfern Street, Redfern
NSW 2016, Australia

Project Title
WSU - Lot 5
110-134 Rawhebbory Road, 2a Derry Road Westmead NSW 2145 Australia

Drawing Title
3D Views
Perspective Sheet 6

Date	Projects No.	Drawn by	Scale
JM1, MN&AJ	10001	Jamer	
Status	Dwg No.	Rev.	
For Information	DA-010-006	A	

TURNER

Drawings List

SERIES	Drawing No.	Drawing Name
000 General		
	DA-001-000	J_Title Sheet
	DA-001-001	H_Context Plan
100 Site Plan		
	DA-100-010	H_Site Analysis Plan
	DA-100-020	H_Site Plan
	DA-100-030	H_Height Plan Diagram
	DA-100-050	H_RailCorp Easement Plan
110 GA Plans		
	DA-110-001	M_Lower Ground
	DA-110-002	M_Ground Floor
	DA-110-010	K_Level 01
	DA-110-020	K_Level 02
	DA-110-030	K_Level 03
	DA-110-040	K_Level 04
	DA-110-050	K_Level 05
	DA-110-060	K_Level 06
	DA-110-070	K_Level 07
	DA-110-080	K_Level 08
	DA-110-090	K_Level 09
	DA-110-100	J_Level 10
	DA-110-110	J_Level 11
	DA-110-120	J_Level 12
	DA-110-130	J_Level 13
	DA-110-140	J_Level 14
	DA-110-150	J_Level 15
	DA-110-160	J_Level 16
	DA-110-170	J_Level 17
	DA-110-180	J_Level 18
	DA-110-190	J_Level 19
	DA-110-200	J_Level 20
	DA-110-210	J_Level 21
	DA-110-220	J_Level 22
	DA-110-230	J_Level 23
	DA-110-240	J_Level 24 Plant and Roof
	DA-110-250	J_Overall Roof Plan
	DA-110-B01	N_Basement 01
	DA-110-B02	N_Basement 02
	DA-110-B03	N_Basement 03
	DA-110-B04	N_Basement 04
120 Adaptable + Livable Apartment Plans		
	DA-120-011	H_Adaptable & Livable Apartment Types Building A
	DA-120-012	H_Adaptable & Livable Apartment Types Building B
130 Livable Apartment Plans		
	DA-130-001	H_Livable Apartment Types
210 GA Elevation		
	DA-210-001	N_North Elevation
	DA-210-002	N_East Elevation
	DA-210-003	N_South Elevation
	DA-210-004	N_West Elevation
310 GA Sections		
	DA-310-001	N_Section AA
	DA-310-002	N_Section BB
	DA-310-003	N_Section CC
	DA-310-004	A_Section DD & EE
	DA-310-005	A_Section FF / Acoustic Treatment To Balcony
710 Shadow Diagrams		
	DA-710-001	H_June 21 9am
	DA-710-002	H_June 21 12pm
	DA-710-003	H_June 21 3pm
	DA-715-001	H_Sun Eye View Diagram 01
	DA-715-002	H_Sun Eye View Diagram 02
720 Solar and Cross Ventilation Diagrams		
	DA-720-001	N_Cross Ventilation Diagrams Sheet 1
	DA-720-002	N_Cross Ventilation Diagrams Sheet 2
	DA-720-003	N_Cross Ventilation Diagrams Sheet 3
	DA-720-005	H_Solar Diagrams Sheet 1
	DA-720-006	H_Solar Diagrams Sheet 2
	DA-720-007	H_Solar Diagrams Sheet 3
	DA-720-008	H_Solar Diagrams Sheet 4
	DA-720-009	H_Solar Diagrams Sheet 5
	DA-720-010	H_Solar Diagrams Sheet 6
	DA-720-011	H_Solar Diagrams Sheet 7
	DA-725-001	A_Acoustic and Visual Privacy
	DA-725-002	A_Acoustic and Visual Privacy
	DA-725-003	A_Acoustic and Visual Privacy
	DA-725-004	A_Acoustic and Visual Privacy
	DA-725-005	A_Acoustic and Visual Privacy
	DA-725-006	A_Acoustic and Visual Privacy
	DA-725-007	A_Acoustic and Visual Privacy
	DA-725-008	A_Acoustic and Visual Privacy
750 Landscape Amenities		
	DA-750-001	N_Landscape/Communal Area
	DA-750-002	H_Communal Open Area Solar Amenity
760 GFA Diagrams		
	DA-760-001	N_GFA Diagrams Sheet 1
	DA-760-002	N_GFA Diagrams Sheet 2
	DA-760-003	N_GFA Diagrams Sheet 3
800 3D Views		
	DA-810-001	A_Perspective Sheet 1
	DA-810-002	A_Perspective Sheet 2
	DA-810-003	A_Perspective Sheet 3
	DA-810-004	A_Perspective Sheet 4
	DA-810-005	A_Perspective Sheet 5
	DA-810-006	A_Perspective Sheet 6
990 Materials Board		
	DA-990-001	H_Materials and Finishes

NOTES

[illegible]

[illegible]

[illegible]	[illegible]	[illegible]
[illegible]	[illegible]	[illegible]
[illegible]	[illegible]	[illegible]
[illegible]	[illegible]	[illegible]

Elevation/Section Legend

- (BAL1) Balustrade Type 1: Semi-Frameless clear glass balustrade. Framing system finish to match PF6
- (BAL2) Balustrade Type 2: Semi-Frameless clear glass balustrade fixed to solid painted parapet wall. Framing system, finish to match PF6
- (BAL3) Balustrade Type 3: Vertical metal balustrade, powder coat finish to match PF8
- (CL1) Cladding Type 1: Metal cladding, colour to match PF4
- (CL2) Cladding Type 2: Metal cladding, colour to match PF8
- (CL3) Cladding Type 3: Prefabricated cladding, colour to match PF6
- (CL4) Cladding Type 4: FC cladding, colour to match PF3
- (CL5) Cladding Type 5: Metal cladding, colour to match PF1
- (CL6) Cladding Type 6: Timber plastic composite cladding, acoustic lining to balcony soffit and soffit, *spotted gum* finish
- (CL7) Cladding Type 7: Polished stainless steel cladding
- (CONP) Concrete, off form: Clear finish or to landscape architect's specification
- (GC1) Glass, Clear, Type 1: Glass, clear, to Basix and Acoustic report requirements. Aluminium framing system, finish to match PF8
- (GC2) Glass, Clear, Type 2: Glass, light bronze tint tint, to Basix and Acoustic report requirements. Aluminium framing system, finish to match PF4
- (GCB) Glass, Colourback, Type 1: Glass, Light Bronze, to Basix and Acoustic report requirements. Aluminium framing system, finish to match PF4
- (GCB) Glass, Colourback, Type 2: Glass, Dark Grey, to Basix and Acoustic report requirements. Aluminium framing system, finish to match PF8
- (LV1) Louvre Type 1: Clear fixed open glass louvre system similar to Breezeway
- (LV2) Louvre Type 2: Acoustic horizontal louvre system. Metal, timber effect finish
- (LV3) Louvre Type 3: Acoustic horizontal louvre system. Metal powder coated finish to match PF5
- (LV4) Louvre Type 4: Fixed vertical louvre system. Aluminium, finish to match PF4
- (LV5) Louvre Type 5: Fixed vertical louvre system. Aluminium, finish to match PF5
- (LV6) Louvre Type 6: Fixed vertical louvre system. Aluminium, finish to match PF8
- (LV7) Louvre Type 7: Fixed horizontal louvre system. Aluminium, finish to match PF8
- (LV8) Louvre Type 8: Fixed vertical louvre system. Timber finish to match CL6
- (LV9) Louvre Type 9: Clear operable glass louvre system similar to Breezeway
- (PC1) Precast Concrete Type 1: Precast Concrete. Finish: penetrating low maintenance stain finish equal to Kalm concrete Lasur system, to match PF1
- (PC2) Precast Concrete Type 2: Precast Concrete. Finish: penetrating low maintenance stain finish equal to Kalm concrete Lasur system, to match PF7
- (PF1) Paint Finish Type1: Natural White: Finish to match Dulux 'Natural White'
- (PF2) Paint Finish Type2: Medium Beige: Finish to match Dulux 'Harold'
- (PF3) Paint Finish Type3: Dark Grey: Finish to match Dulux 'Domino'
- (PF4) Paint Finish Type4: Finish to match Dulux Electro 'Shimmering Champagne' powder coat
- (PF5) Paint Finish Type 5: Finish to match Dulux 'Flat White' powder coat
- (PF6) Paint Finish Type 6: Finish to match Dulux 'Flooded Gum'
- (PF7) Paint Finish Type 7: Finish to match PF6
- (PF8) Paint Finish Type 8: Finish to match Dulux powder coat 'Black Ace'
- (SC1) Screen Type 1: Timber batten fence, finish similar to Cedar
- (SC2) Screen Type 2: Architectural metal mesh screen to comply with Relocap requirements
- (SC3) Screen Type 3: Metal louvered screen with integrated planting at mechanical air intake. Colour to match PF4
- (SC4) Screen Type 4: Metal framed shading structure with timber battens
- (BRK1) Brick Type 1: Face brick similar in colour to Boral 'Shorthorn Mix'
- (BRK2) Brick Type 2: Glazed face brick to address lantic appel areas, to future selection

NOT ES
THIS DRAWING IS THE COPYRIGHT OF TURNER. NO REPRODUCTION WITHOUT PERMISSION. UNLESS NOTED OTHERWISE THIS DRAWING IS NOT FOR CONSTRUCTION. ALL DIMENSIONS AND LEVELS ARE TO BE CHECKED ON SITE PRIOR TO THE COMMENCEMENT OF WORK. WHERE NUMBERS OF ANY ELEMENT ARE GIVEN THEY DEFER TO THE WRITTEN DRAWING AND NOT TO BE SCALED. USE ONLY FIGURED DIMENSIONS. REFER TO CONSULTANT DOCUMENTATION FOR FURTHER INFORMATION.

DL CS Quality Endorsed Company ISO 9001:2008, Registration Number 20 476
Nominated Architect Mark Gow Reg No 6695, ABN 98 064 084 911

BASIX

Thermal Comfort & BASIX Specification		
Building Element	Material	Insulation
External Wall	Fair Faced Concrete, Internal Side	R1.5, R0.37
	Plasterboard on Stud	None
Roof	Concrete	None
Ceiling	Concrete above Plasterboard	None, R2.5
Floor	Concrete Slab	None, R1.5
Floor Covering	Carpet Tiles to Living	N/A
	Carpet to Bedrooms	
Windows	Group A Glazed Systems: U-value = 6.7, SHGC = 0.79, U-value = 5.4, SHGC = 0.68	N/A
	Group B Glazed Systems U-value = 6.7, SHGC = 0.57, U-value = 5.4, SHGC = 0.68	
Central Hot Water System	Centralised Gas Hot Water system and R1.0 (Minimum) piping insulation to the ring main and supply mains	
Outdoor Swimming Pool	Volume capacity of 20kL	
	No heating system	
	Pump is to be controllable, timer	
Rainwater Storage	No rainwater tank required	
Fire Sprinkler System	The fire sprinkler test water for the car park and building fire sprinkler system will be retained in a closed system	
	Drought tolerant external landscaping and plants	
Note: * Please refer to the BASIX Report for the actual insulation requirements at each residential dwelling		

LEGEND

Rev.	Date	Approved by	Revision Notes
H	02.08.16	JM	Development Application
J	12.01.17	JM	Development Application Amendments
K	06.03.17	JM	Development Application Amendments
L	09.03.17	JM	Development Application Amendments
N	10.03.17	JM	Development Application Amendments

CLIENT
Delcorp
Level 3, 161 Redfern Street, Redfern
NSW 2016, Australia

Project Title
WSU - Lot 5
158-164 Hawkesbury Road, 2a Darcy Road Westmead NSW 2145 Australia

Drawing Title
GA Elevation
North Elevation

Scale	Project No.	Drawn by	North
1:200, 1:100 @A1, 50%@A3	16001	turner	
Status	Dwg No.	Rev.	
For Information	DA-210-001	N	

TURNER
L7, ONE Oxford Street
Darlinghurst NSW 2010
Australia
T +61 2 8088 6000
F +61 2 8088 6088
turnerstudios.com.au

Elevation/Section Legend

- BAL1 Balustrade Type 1: Semi-Frameless clear glass balustrade. Framing system finish to match PF6
- BAL2 Balustrade Type 2: Semi-Frameless clear glass balustrade fixed to solid painted parapet wall. Framing system, Finish to match PF6
- BAL3 Balustrade Type 3: Vertical metal balustrade, powder coat finish to match PF8
- CL1 Cladding Type 1: Metal cladding, colour to match PF4
- CL2 Cladding Type 2: Metal cladding, colour to match PF8
- CL3 Cladding Type 3: Pre-finished cladding, colour to match PF6
- CL4 Cladding Type 4: FC cladding, colour to match PF3
- CL5 Cladding Type 5: Metal cladding, colour to match PF1
- CL6 Cladding Type 6: Timber plastic composite cladding, acoustic lining to balcony soffit and soffit, *Spotted gum* finish
- CL7 Cladding Type 7: Polished stainless steel cladding
- CCP1 Concrete, off form: Clear finish or to landscape architect's specification
- GC1 Glass, Clear, Type 1: Glass, clear, to Basix and Acoustic report requirements. Aluminium framing system, finish to match PF6
- GC2 Glass, Clear, Type 2: Glass, light bronze tint tint, to Basix and Acoustic report requirements. Aluminium framing system, finish to match PF4
- GCB1 Glass, Colourback, Type 1: Glass, Light Bronze, to Basix and Acoustic report requirements. Aluminium framing system, finish to match PF4
- GCB2 Glass, Colourback, Type 2: Glass, Dark Grey, to Basix and Acoustic report requirements. Aluminium framing system, finish to match PF6
- LV1 Louvre Type 1: Clear fixed open glass louvre system similar to Breezeway
- LV2 Louvre Type 2: Acoustic horizontal louvre system. Metal, timber effect finish
- LV3 Louvre Type 3: Acoustic horizontal louvre system. Metal powder coated finish to match PF5
- LV4 Louvre Type 4: Fixed vertical louvre system. Aluminium, finish to match PF4
- LV5 Louvre Type 5: Fixed vertical louvre system. Aluminium, finish to match PF5
- LV6 Louvre Type 6: Fixed vertical louvre system. Aluminium, finish to match PF6
- LV7 Louvre Type 7: Fixed horizontal louvre system. Aluminium, finish to match PF6
- LV8 Louvre Type 8: Fixed vertical louvre system. Timber finish to match CL6
- LV9 Louvre Type 9: Clear operable glass louvre system similar to Breezeway
- PC1 Precast Concrete Type 1: Precast Concrete. Finish: penetrating low maintenance stain finish equal to Kalm concrete Lasur system, to match PF1
- PC2 Precast Concrete Type 2: Precast Concrete. Finish: penetrating low maintenance stain finish equal to Kalm concrete Lasur system, to match PF7
- PF1 Paint Finish Type1: Natural White: Finish to match Dulux 'Natural White'
- PF2 Paint Finish Type2: Medium Beige: Finish to match Dulux 'Harold'
- PF3 Paint Finish Type3: Dark Grey: Finish to match Dulux 'Domino'
- PF4 Paint Finish Type4: Finish to match Dulux Electro 'Shimmering Champagne' powder coat
- PF5 Paint Finish Type 5: Finish to match Dulux 'Flat White' powder coat
- PF6 Paint Finish Type 6: Finish to match Dulux 'FloodedGum'
- PF7 Paint Finish Type 7: Finish to match PF6
- PF8 Paint Finish Type 8: Finish to match Dulux powder coat 'Black Ace'
- SC1 Screen Type1: Timber batten fence, finish similar to Cedar
- SC2 Screen Type 2: Architectural metal mesh screen to comply with Railcorp requirements
- SC3 Screen Type 3: Metal louvered screen with integrated planting at mechanical air intake. Colour to match PF4
- SC4 Screen Type 4: Metal framed shading structure with timber battens
- BRK1 Brick Type 1: Face brick similar in colour to Boral 'Shorthorn Mix'
- BRK2 Brick Type 2: Glazed feature bricks to address landscape areas, to future selection

NOTES
THIS DRAWING IS THE COPYRIGHT OF TURNER. NO REPRODUCTION WITHOUT PERMISSION. UNLESS NOTED OTHERWISE THIS DRAWING IS NOT FOR CONSTRUCTION. ALL DIMENSIONS AND LEVELS ARE TO BE CHECKED ON SITE PRIOR TO THE COMMENCEMENT OF WORK. REFER TO NUMBER OF ANY DISCREPANCIES OR DISAGREEMENTS WITH WORK. DRAWINGS ARE NOT TO BE SCALED. USE ONLY FIGURED DIMENSIONS. REFER TO CONSULTANT DOCUMENTATION FOR FURTHER INFORMATION.

DL CB Quality Endorsed Company ISO 9001:2008, Registration Number 20 476
Nominated Architect Michael Turner NSW 5890, ACT 0, NT 0, SA 0, VIC 0, WA 0, TAS 0, QLD 0

BASIX

Thermal Comfort & BASIX Specification		
Building Element	Material	Insulation
External Wall	Fair faced Concrete, Internal Side of	R1.5, R0.9 *
Internal Wall	Plasterboard on Stud	None
Roof	Concrete	None
Ceiling	Concrete soffit on Plasterboard	None, R2.5 *
Floor	Concrete Slab	None, R1.5 *
Floor Covering	Carpet tiles to Living	N/A
	Carpet to Bedrooms	
Windows	Group A Glazed Systems:	N/A
	U-value = 6.7, SHGC = 0.70, U-value = 9.2, SHGC = 0.46 *	
	Group B Glazed Systems	
	U-value = 6.7, SHGC = 0.57, U-value = 9.4, SHGC = 0.58 *	
Central Hot Water System	Centralised Gas Hot Water system with R1.0 (Brand) piping insulation to the ring main and supply mains	
Outdoor Swimming Pool	Volume capacity of 120 kL	
	No heating system	
	Pump is to be controllable, timer	
Rainwater Storage	No rainwater tank required	
Fire Sprinkler System	The fire sprinkler test water for the car park and building fire sprinkler system can be retained in a closed system	
	Drought tolerant native or exotic species and plants	
Note: * Always refer to the BASIX Report for the actual insulation requirements for each residential dwelling		

LEGEND

Rev.	Date	Approved by	Revision Notes
H	02.08.16	JM	Development Application
J	12.01.17	JM	Development Application Amendments
K	06.03.17	JM	Development Application Amendments
L	09.03.17	JM	Development Application Amendments
N	10.03.17	JM	Development Application Amendments

CLIENT
Delcorp
Level 3, 161 Redfern Street, Redfern
NSW 2016, Australia

Project Title
WSU - Lot 5
158-164 Hawkesbury Road, 2a Darcy Road Westmead NSW 2145 Australia

Drawing Title
GA Elevation
East Elevation

Scale	Project No.	Drawn by	North
1:200, 1:100@A1, 50%@A3	16001	turner	
Status	Dwg No.	Rev.	
For Information	DA-210-002	N	

TURNER
L7, ONE Oxford Street
Darlinghurst NSW 2010
Australia
T +61 2 8088 6000
F +61 2 8088 6088
turnerstudios.com.au

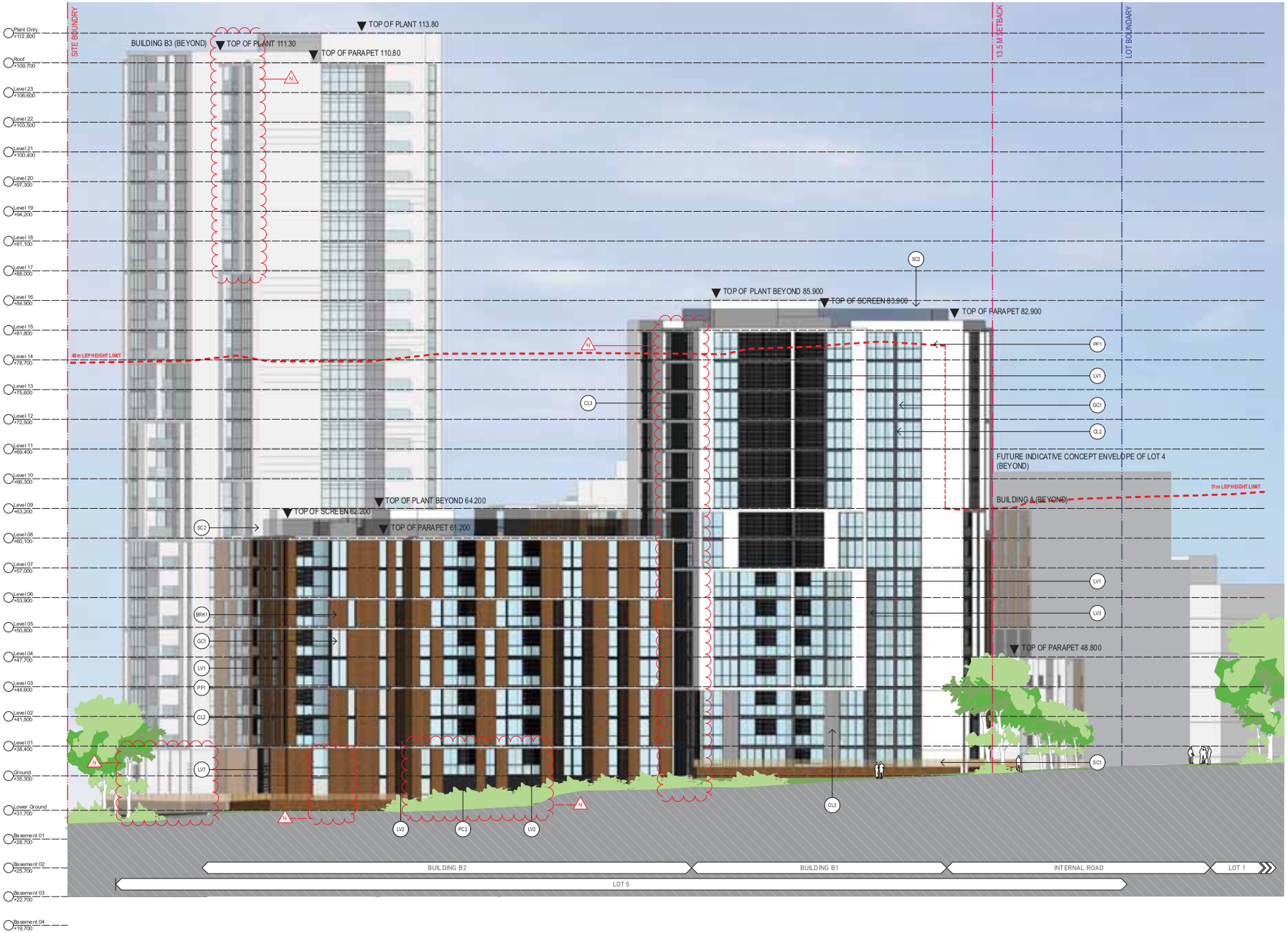

Elevation/Section Legend

- (WA1) Balustrade Type 1: Semi-Frameless clear glass balustrade. Framing system finish to match PF6
- (WA2) Balustrade Type 2: Semi-Frameless clear glass balustrade fixed to solid painted panel/parapet wall. Framing system, Finish to match PF6
- (WA3) Balustrade Type 3: Vertical metal balustrade, powder coat finish to match PF8
- (CL1) Cladding Type 1: Metal cladding, colour to match PF4
- (CL2) Cladding Type 2: Metal cladding, colour to match PF8
- (CL3) Cladding Type 3: Prefabricated cladding, colour to match PF6
- (CL4) Cladding Type 4: FC cladding, colour to match PF3
- (CL5) Cladding Type 5: Metal cladding, colour to match PF1
- (CL6) Cladding Type 6: Timber plastic composite cladding, acoustic lining to balcony soffit and soffit, *Spotted gum* Finish
- (CL7) Cladding Type 7: Polished stainless steel cladding
- (CCP) Concrete, off form: Clear finish or to landscape architect's specification
- (GC1) Glass, Clear, Type 1: Glass, clear, to Basix and Acoustic report requirements. Aluminium framing system, finish to match PF8
- (GC2) Glass, Clear, Type 2: Glass, light bronze tint tint, to Basix and Acoustic report requirements. Aluminium framing system, finish to match PF4
- (GCB) Glass, Colourback, Type 1: Glass, Light Bronze, to Basix and Acoustic report requirements. Aluminium framing system, finish to match PF4
- (GCB) Glass, Colourback, Type 2: Glass, Dark Grey, to Basix and Acoustic report requirements. Aluminium framing system, finish to match PF8
- (LV1) Louvre Type 1: Clear fixed open glass louvre system similar to Breezeway
- (LV2) Louvre Type 2: Acoustic horizontal louvre system. Metal, timber effect finish
- (LV3) Louvre Type 3: Acoustic horizontal louvre system. Metal powder coated finish to match PF3
- (LV4) Louvre Type 4: Fixed vertical louvre system. Aluminium, finish to match PF4
- (LV5) Louvre Type 5: Fixed vertical louvre system. Aluminium, finish to match PF5
- (LV6) Louvre Type 6: Fixed vertical louvre system. Aluminium, finish to match PF8
- (LV7) Louvre Type 7: Fixed horizontal louvre system. Aluminium, finish to match PF8
- (LV8) Louvre Type 8: Fixed vertical louvre system. Timber finish to match CL6
- (LV9) Louvre Type 9: Clear operable glass louvre system similar to Breezway
- (PC1) Precast Concrete Type 1: Precast Concrete. Finish: penetrating low maintenance stain finish equal to Kalm concrete Lasur system, to match PF1
- (PC2) Precast Concrete Type 2: Precast Concrete. Finish: penetrating low maintenance stain finish equal to Kalm concrete Lasur system, to match PF7
- (PF1) Paint Finish Type 1: Natural White: Finish to match Dulux 'Natural White'
- (PF2) Paint Finish Type 2: Medium Beige: Finish to match Dulux 'Harvest'
- (PF3) Paint Finish Type 3: Dark Grey: Finish to match Dulux 'Domino'
- (PF4) Paint Finish Type 4: Finish to match Dulux Electro 'Shimmering Champagne' powder coat
- (PF5) Paint Finish Type 5: Finish to match Dulux 'Flat White' powder coat
- (PF6) Paint Finish Type 6: Finish to match Dulux 'FloodedGum'
- (PF7) Paint Finish Type 7: Finish to match PF8
- (PF8) Paint Finish Type 8: Finish to match Dulux powder coat 'Black Ace'
- (SC1) Screen Type 1: Timber batten fence, finish similar to Cedar
- (SC2) Screen Type 2: Architectural metal mesh screen to comply with Relocop requirements
- (SC3) Screen Type 3: Metal louvered screen with integrated planting at mechanical air intake. Colour to match PF4
- (SC4) Screen Type 4: Metal framed shading structure with timber battens
- (BRK1) Brick Type 1: Face brick similar in colour to Boral 'Shorthorn Mix'
- (BRK2) Brick Type 2: Glazed face brick to address landscape areas, to future selection

NOTES

THIS DRAWING IS THE COPYRIGHT OF TURNER. NO REPRODUCTION WITHOUT PERMISSION. UNLESS STATED OTHERWISE THIS DRAWING IS **NOT FOR CONSTRUCTION**. ALL DIMENSIONS AND LEVELS ARE TO BE CHECKED ON SITE PRIOR TO THE COMMENCEMENT OF WORK. REPORT ERRORS OF ANY DISCREPANCIES OR OCCURRENCES NOT CLEARLY WITHIN THIS DRAWING AND NOT TO BE SCALED. USE ONLY FIGURED DIMENSIONS. REFER TO CONSULTANT DOCUMENTATION FOR FURTHER INFORMATION.

DL CS: Quality Endorsed Company ISO 9001:2008, Registration Number 20 476
Nationally Accredited Architect Practice Scheme NSW 1000, ACT 1000, VIC 1000, QLD 1000, SA 1000, WA 1000, NT 1000

BASIX

Thermal Comfort & BASIX Specification		
Building Element	Minimum	Insulation
External Wall	Fair Faced Concrete, Insulated, Grey	R1.5, R0.9 *
Internal Wall	Plasterboard on Stud	None
Floor	Concrete	None
Ceiling	Concrete above Plasterboard	Ceiling: R2.5 ;
Roof	Concrete Slab	Roof: R1.5 *
Floor Covering	Carpet Tiles to Living	N/A
	Carpet to Bedrooms	
Windows	Group A Glazed Systems:	N/A
	U-value = 6.7, SHGC = 0.79, U-value = 5.4, SHGC = 0.68 *	
	Group B Glazed Systems	
	U-value = 6.7, SHGC = 0.57, U-value = 5.4, SHGC = 0.68 *	
Central Hot Water System	Centralised Gas Hot Water system with R1.0 (38mm) piping insulation to the ring main and supply mains	
Outdoor Swimming Pool	Volume capacity of 20 kL	
	No heating system	
	Pump is to be controlled by a timer	
Rainwater Storage	No rainwater tank required	
Fire Sprinkler System	The fire sprinkler test water for the carpark and building fire sprinkler system can be retained in a closed system	
	Drought tests are at external conditions and dates	
Note: * Always refer to the BASIX Report for the actual insulation requirements for each residential dwelling		

LEGEND

Rev.	Date	Approved by	Revision Notes
H	02.08.16	JM	Development Application
J	06.03.17	JM	Development Application Amendments
L	09.03.17	JM	Development Application Amendments
N	10.03.17	JM	Development Application Amendments

CLIENT
Delcorp
Level 3, 161 Redfern Street, Redfern
NSW 2016, Australia

Project Title
WSU - Lot 5
158-164 Hawkesbury Road, 2a Darcy Road Westmead NSW 2145 Australia

Drawing Title
GA Elevation
South Elevation

Scale	Project No.	Drawn by	North
1:200, 1:100 @A1, 50%@A3	16001	turner	
Status	Dwg No.	Rev.	
For Information	DA-210-003	N	

TURNER

L7, ONE Oxford Street
Darlinghurst NSW 2010
Australia
T +61 2 8668 6000
F +61 2 8668 6086
turnerstudios.com.au

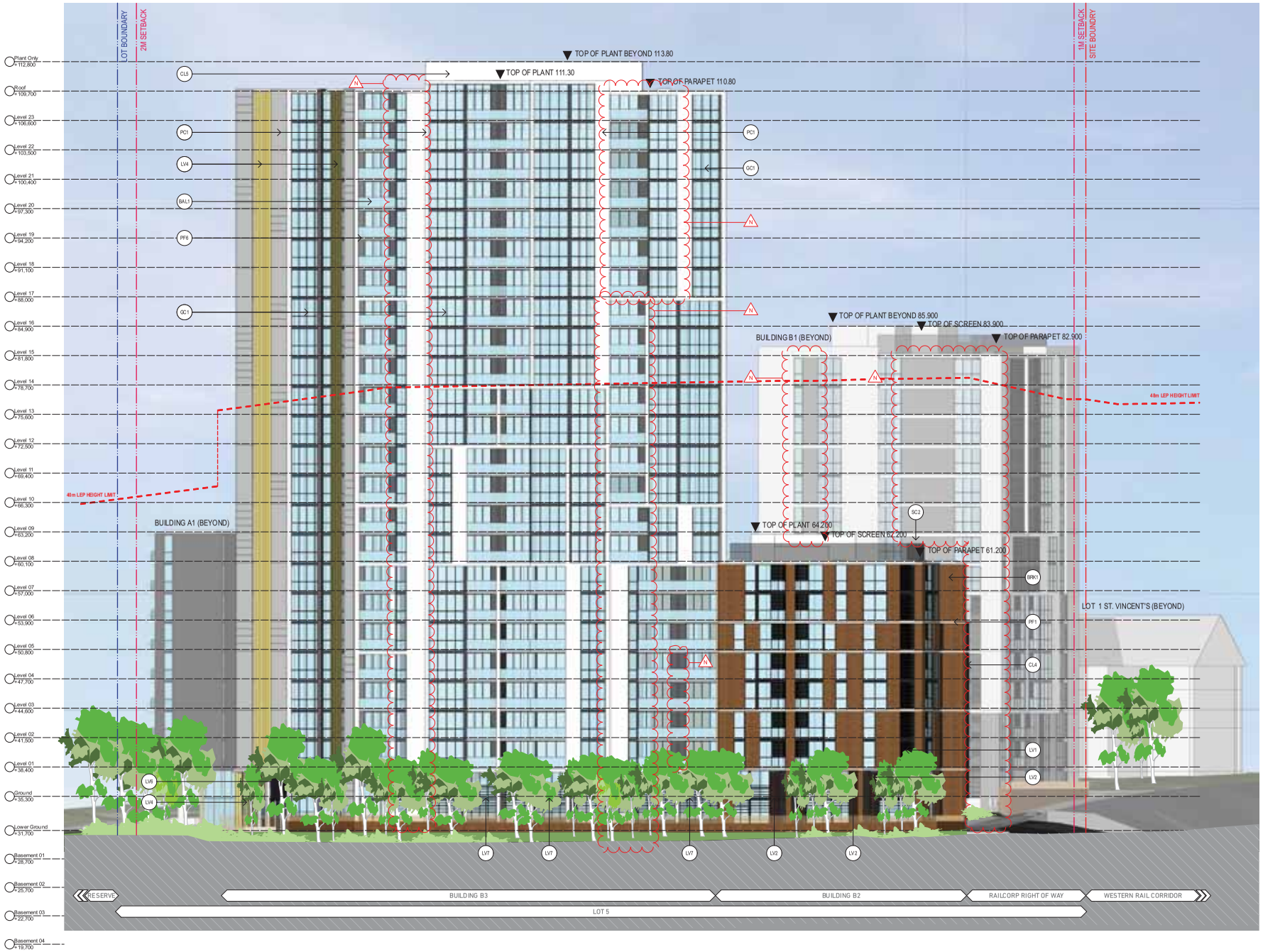

Elevation/Section Legend

- BAL1 Balustrade Type 1: Semi-Frameless clear glass balustrade. Framing system finish to match PF6
- BAL2 Balustrade Type 2: Semi-Frameless clear glass balustrade fixed to solid painted parapet wall. Framing system, finish to match PF6
- BAL3 Balustrade Type 3: Vertical metal balustrade, powder coat finish to match PF8
- CL1 Cladding Type 1: Metal cladding, colour to match PF4
- CL2 Cladding Type 2: Metal cladding, colour to match PF8
- CL3 Cladding Type 3: Prefabricated cladding, colour to match PF6
- CL4 Cladding Type 4: FC cladding, colour to match PF3
- CL5 Cladding Type 5: Metal cladding, colour to match PF1
- CL6 Cladding Type 6: Timber plastic composite cladding, acoustic lining to balcony soffit and soffit, *Spotted gum* finish
- CL7 Cladding Type 7: Polished stainless steel cladding
- CCP1 Concrete, off form: Clear finish or to landscape architect's specification
- GC1 Glass, Clear, Type 1: Glass, clear, to Basix and Acoustic report requirements. Aluminium framing system, finish to match PF6
- GC2 Glass, Clear, Type 2: Glass, light bronze tint, to Basix and Acoustic report requirements. Aluminium framing system, finish to match PF4
- GCB1 Glass, Colourback, Type 1: Glass, Light Bronze, to Basix and Acoustic report requirements. Aluminium framing system, finish to match PF4
- GCB2 Glass, Colourback, Type 2: Glass, Dark Grey, to Basix and Acoustic report requirements. Aluminium framing system, finish to match PF6
- LV1 Louvre Type 1: Clear fixed open glass louvre system similar to Breezeway
- LV2 Louvre Type 2: Acoustic horizontal louvre system. Metal, timber effect finish
- LV3 Louvre Type 3: Acoustic horizontal louvre system. Metal powder coated finish to match PF5
- LV4 Louvre Type 4: Fixed vertical louvre system. Aluminium, finish to match PF4
- LV5 Louvre Type 5: Fixed vertical louvre system. Aluminium, finish to match PF5
- LV6 Louvre Type 6: Fixed vertical louvre system. Aluminium, finish to match PF6
- LV7 Louvre Type 7: Fixed horizontal louvre system. Aluminium, finish to match PF6
- LV8 Louvre Type 8: Fixed vertical louvre system. Timber finish to match CL6
- LV9 Louvre Type 9: Clear operable glass louvre system similar to Breezeway
- PC1 Precast Concrete Type 1: Precast Concrete. Finish: penetrating low maintenance stain finish equal to Kalm concrete Lasur system, to match PF1
- PC2 Precast Concrete Type 2: Precast Concrete. Finish: penetrating low maintenance stain finish equal to Kalm concrete Lasur system, to match PF7
- PF1 Paint Finish Type 1: Natural White: Finish to match Dulux 'Natural White'
- PF2 Paint Finish Type 2: Medium Beige: Finish to match Dulux 'Hazelnut'
- PF3 Paint Finish Type 3: Dark Grey: Finish to match Dulux 'Domino'
- PF4 Paint Finish Type 4: Finish to match Dulux 'Electric Shimmering Champagne' powder coat
- PF5 Paint Finish Type 5: Finish to match Dulux 'Flat White' powder coat
- PF6 Paint Finish Type 6: Finish to match Dulux 'Flooded Gum'
- PF7 Paint Finish Type 7: Finish to match PF8
- PF8 Paint Finish Type 8: Finish to match Dulux powder coat 'Black Ace'
- SC1 Screen Type 1: Timber batten fence, finish similar to Cedar
- SC2 Screen Type 2: Architectural metal mesh screen to comply with Railcorp requirements
- SC3 Screen Type 3: Metal louvered screen with integrated planting at mechanical air intake. Colour to match PF4
- SC4 Screen Type 4: Metal framed shading structure with timber battens
- BRK1 Brick Type 1: Face brick similar in colour to Boral 'Shorthorn Mix'
- BRK2 Brick Type 2: Glazed face brick to address landscape/amenity areas, to future selection

NOTES

THIS DRAWING IS THE COPYRIGHT OF TURNER. NO REPRODUCTION WITHOUT PERMISSION. UNLESS STATED OTHERWISE THIS DRAWING IS **NOT FOR CONSTRUCTION**. ALL DIMENSIONS AND LEVELS ARE TO BE CHECKED ON SITE PRIOR TO THE COMMENCEMENT OF WORK. REFER TO NUMBERED AND DESIGNED PIECES ONLY. REPRODUCTION FROM DRAWINGS AND NOTES BE SCALED. USE ONLY FIGURED DIMENSIONS. REFER TO CONSULTANT DOCUMENTATION FOR FURTHER INFORMATION.

DL CB Quality Endorsed Company ISO 9001:2008, Registration Number 20 476
Nationally Accredited Architect Practice Scheme NSW 1 Victoria Scheme NT 1 Queensland Scheme 1

BASIX

ThermaTurner 4.0BASIX Specification		
Building Element	Material	Insulation
External Wall	Full Brick, Concrete, Internal Stud	R1.5, R2.5*
Internal Wall	Plasterboard on Stud	None
Roof	Concrete	None
Ceiling	Concrete slab on Plasterboard	None, R2.5*
Floor	Concrete Slab	None, R1.5*
Floor Covering	Carpet Tiles to Living	N/A
	Carpet to Bedrooms	
Windows	Group A Glazed Systems:	N/A
	U-value = 6.7, SHGC = 0.79, U-value = 5.4, SHGC = 0.68*	
	Group B Glazed Systems	
	U-value = 6.7, SHGC = 0.57, U-value = 5.4, SHGC = 0.68*	
Central Hot Water System	Centralised Gas Hot Water system with R1.0 (38mm) piping insulation to the ring main and supply risers	
Outdoor Swimming Pool	Water capacity of 120 kL	
	No heating system	
	Pump is to be controlled by a timer	
Rainwater Storage	No rainwater tank required	
Fire Sprinkler System	The fire sprinkler test water for the car park and building fire sprinkler system will be retained in a closed system	
	Drought tests will not extend outdoors and drains	
Note: * Always refer to the BASIX Report for the actual insulation requirements for each residential dwelling		

LEGEND

Rev.	Date	Approved by	Revision Notes
H	02.08.16	JM	Development Application
J	06.03.17	JM	Development Application Amendments
L	09.03.17	JM	Development Application Amendments
N	10.03.17	JM	Development Application Amendments

CLIENT
Deicorp
Level 3, 161 Redfern Street, Redfern
NSW 2016, Australia

Project Title
WSU - Lot 5
158-164 Hawkesbury Road, 2a Darcy Road Westmead NSW 2145 Australia

Drawing Title
GA Elevation
West Elevation

Scale	Project No.	Drawn by	North
1:200, 1:100@A1, 50%@A3	16001	turner	
Status	Dwg No.	Rev.	
For Information	DA-210-004	N	

TURNER

L7, ONE Oxford Street
Darlinghurst NSW 2010
Australia
T +61 2 8668 6000
F +61 2 8668 6088
turnerstudios.com.au

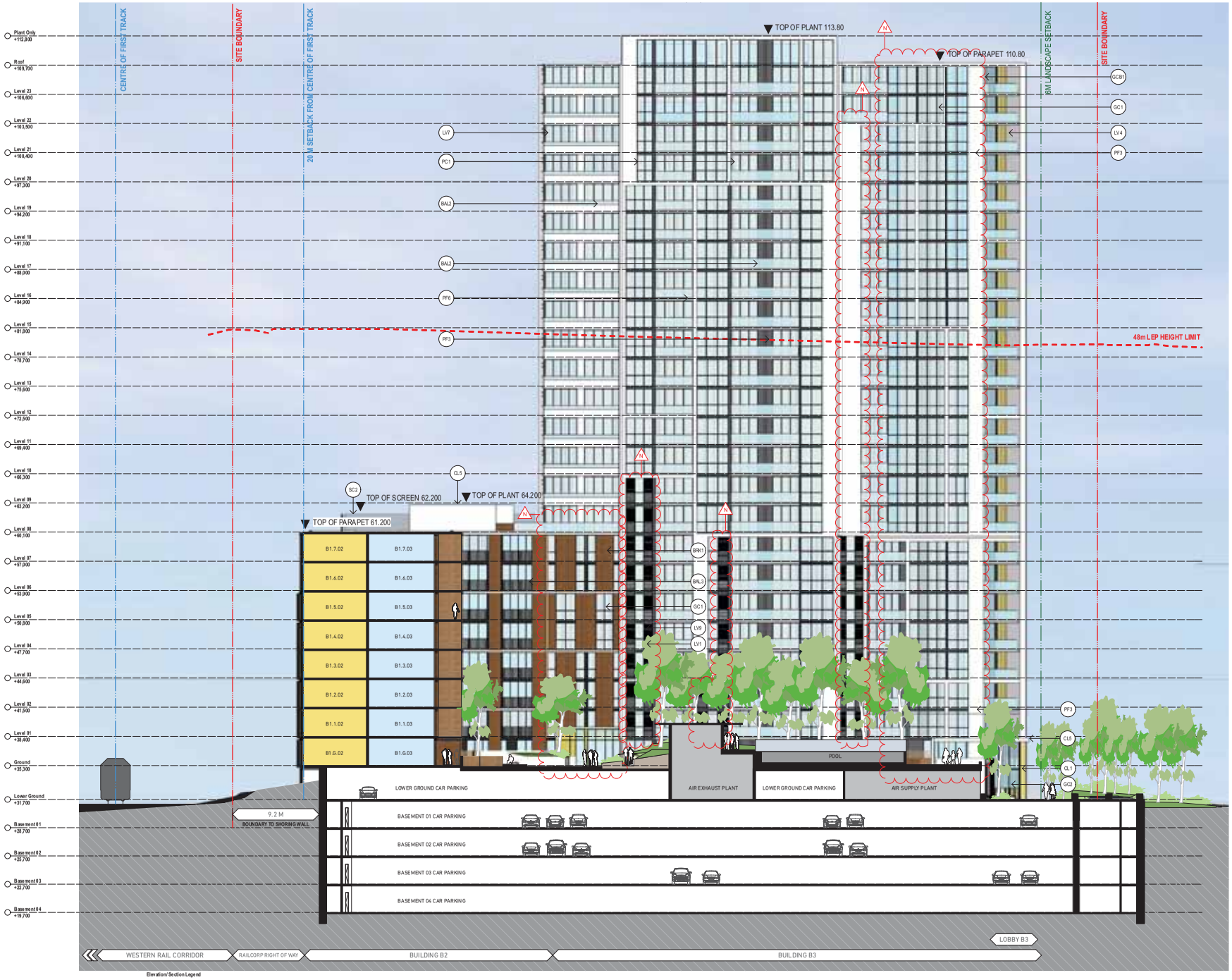

Elevation/Section Legend

- BAL1 Balustrade Type 1: Semi Frameless description balustrade. Framing system, finish to match PF8
- BAL2 Balustrade Type 2: Semi Frameless description balustrade fixed to solid spandrel panel/parapet wall. Framing system, finish to match PF8
- BAL3 Balustrade Type 3: Vertical metal balustrade, powder coat finish to match PF8
- CL1 Cladding Type 1: Metal cladding, colour to match PF4
- CL2 Cladding Type 2: Metal cladding, colour to match PF8
- CL3 Cladding Type 3: Profiled metal cladding, colour to match PF8
- CL4 Cladding Type 4: FC cladding, colour to match PF3
- CL5 Cladding Type 5: Metal cladding, colour to match PF1
- CL6 Cladding Type 6: Timber plastic composite cladding, acoustic lining to balcony ceiling soffit, "spotted gum" finish
- CL7 Cladding Type 7: Polished stainless steel cladding
- CONC Concrete, different Clear finish only. Landscape architect specification
- SC1 Glass, Clear, Type 1: Glass, clear, to Glass and Acoustic report requirements. Aluminium framing system, Finish to match PF8
- SC2 Glass, Clear, Type2: Glass, light bronze tinted, to Glass and Acoustic report requirements. Aluminium framing system, Finish to match PF4
- SCB Glass, Colourback, Type 1: Glass, Light Bronze, to Glass and Acoustic report requirements. Aluminium framing system, Finish to match PF4
- SCB2 Glass, Colourback, Type 2: Glass, Dark Grey, to Glass and Acoustic report requirements. Aluminium framing system, Finish to match PF8
- LV1 Louvre Type 1: Clear fixed open glass louvre system similar to Breezeway
- LV2 Louvre Type 2: Acoustic horizontal louvre system. Metal, timber effect finish
- LV3 Louvre Type 3: Acoustic horizontal louvre system. Metal powder coated finish to match PF5
- LV4 Louvre Type 4: Fixed vertical louvres system. Aluminium, finish to match PF4
- LV5 Louvre Type 5: Fixed vertical louvres system. Aluminium, finish to match PF5
- LV6 Louvre Type 6: Fixed vertical louvre system. Aluminium, finish to match PF8
- LV7 Louvre Type 7: Fixed horizontal louvre system. Aluminium, finish to match PF8
- LV8 Louvre Type 8: Fixed vertical louvre system. Timber finish to match CL6
- LV9 Louvre Type 9: Clear operable glass louvre system similar to Breezeway
- PC1 Precast Concrete Type 1: Precast Concrete. Finish: penetrating low maintenance stain finish equal to Kelm concrete Lasur system, to match PF1
- PC2 Precast Concrete Type 2: Precast Concrete. Finish: penetrating low maintenance stain finish equal to Kelm concrete Lasur system, to match PF7
- PF1 Paint Finish Type 1: Natural White Finish to match Dulux 'Natural White'
- PF2 Paint Finish Type 2: Medium Beige Finish to match Dulux 'Hardie'
- PF3 Paint Finish Type 3: Dark Grey Finish to match Dulux 'Domino'
- PF4 Paint Finish Type 4: Finish to match Dulux Electro 'Shimmering Champagne' powder coat
- PF5 Paint Finish Type 5: Finish to match Dulux 'Flat White' powder coat
- PF6 Paint Finish Type 6: Finish to match Dulux 'Flooded Gum'
- PF7 Paint Finish Type 7: Finish to match PF8
- PF8 Paint Finish Type 8: Finish to match Dulux powder coat 'Black Ace'
- SC1 Screen Type 1: Timber batten fence, finish similar to Cedar
- SC2 Screen Type 2: Architectural metal mesh screen to comply with Railcorp requirements
- SC3 Screen Type 3: Metal louvre screen screen with integrated planting at mechanical air intake. Colour to match PF4
- SC4 Screen Type 4: Metal framed shedding structure with timber battens
- BRK1 Brick Type 1: Brick texture similar in colour to Boral 'Southern Mix'
- BRK2 Brick Type 2: Glazed face brick to address landscaped areas, to future selection

NOTES

THIS DRAWING IS THE COPYRIGHT OF TURNER. NO REPRODUCTION WITHOUT PERMISSION. UNLESS STATED OTHERWISE THIS DRAWING IS **NOT FOR CONSTRUCTION**. ALL DIMENSIONS AND LEVELS ARE TO BE CHECKED ON SITE PRIOR TO THE COMMENCEMENT OF WORK. REFER TO NUMBERED AND DATED PAPER COPY OF DRAWING THIS DRAWING AND ANY NOTES BE ISSUED. USE ONLY FIGURED DIMENSIONS. REFER TO CONSULTANT DOCUMENTATION FOR FURTHER INFORMATION.

DL CS: Quality Endorsed Company ISO 9001:2008, Registration Number 20 476
Nominated Architect: Nicholas Tonkin NSW 6366, ACT 6366, QLD 1098, VIC 17811

BASIX

Thermal Comfort & BASIX Specifications		
Building Element	Material	Insulation
External Wall	Fair Faced Concrete, Internal Side	R1.5, R0.5 *
Internal Wall	Plasterboard on Stud	None
Roof	Concrete	None
Ceiling	Concrete above Plasterboard	None, R2.5 *
Floors	Concrete Slab	None, R1.5 *
Floor Covering	Carpet Tiles to Living	N/A
	Carpet to Bedrooms	
Windows	Group A Glazed Systems:	N/A
	U-value = 6.7, SHGC = 0.70, U-value = 5.7, SHGC = 0.61 *	
	Group B Glazed Systems	
	U-value = 6.7, SHGC = 0.57, U-value = 5.4, SHGC = 0.55 *	
Central Hot Water System	Centralised Gas Hot Water system and R1.5 (Brand) piping insulation to the requirements and supplying the	
Outdoor Swimming Pool	Volume capacity of 120 kL	
	No heating power	
	Pump is to be controlled by a timer	
Rainwater Storage	No rainwater tank required	
Fire Sprinkler System	The fire sprinkler test water for the car park and building fire sprinkler system will be retained in a closed system	
	Drought tests are all external and does not dilute	
Note: * Always refer to the BASIX Report for the actual insulation requirements for each residential dwelling		

LEGEND

Rev.	Date	Approved by	Revision Notes
H	02.08.16	JM	Development Application
J	12.01.17	JM	Development Application Amendments
K	06.03.17	JM	Development Application Amendments
L	09.03.17	JM	Development Application Amendments
N	10.03.17	JM	Development Application Amendments

CLIENT
Delcorp
Level 3, 161 Redfern Street, Redfern
NSW 2016, Australia

Project Title
WSU - Lot 5
158-164 Hawkesbury Road, 2a Darcy Road Westmead NSW 2145 Australia

Drawing Title
GA Sections
Section AA

Scale	Project No.	Drawn by	North
1:200 @A1, 50%@A3	16001	turner	
Status	Dwg No.	Rev.	
For Information	DA-310-001	N	

TURNER
L7, ONE Oxford Street
Darlinghurst NSW 2010
Australia
T +61 2 8088 6000
F +61 2 8088 6088
turnerstudios.com.au



Elevation/ Section Legend

- (BAL1) Balustrade Type 1: Semi-Permeble clear glass balustrade. Fanning system, Finish to match PF8
- (BAL2) Balustrade Type 2: Semi-Permeble clear glass balustrade Fixed to solid upstand parapet wall. Fanning system, finish to match PF8
- (BAL3) Balustrade Type 3: Vertical metal balustrade, powder coat finish to match PF8
- (CL1) Cladding Type 1: Metal cladding, colour to match PF4
- (CL2) Cladding Type 2: Metal cladding, colour to match PF8
- (CL3) Cladding Type 3: Perfted metal cladding, colour to match PF6
- (CL4) Cladding Type 4: FC cladding, colour to match PF3
- (CL5) Cladding Type 5: Metal cladding, colour to match PF1
- (CL6) Cladding Type 6: Timber plastic composite cladding, acoustic ring to balcony soffits and soffit, "spotted gum" finish
- (CL7) Cladding Type 7: Polished stainless steel cladding
- (CONC) Concrete, off form: Clear finish or to landscape architect specification
- (GC1) Glass, Clear, Type 1: Glass, clear, to Basix and Acoustic report requirements. Aluminium framing system, finish to match PF8
- (GC2) Glass, Clear, Type 2: Glass, Light brown tinted, to Basix and Acoustic report requirements. Aluminium framing system, finish to match PF4
- (GCB1) Glass, Colourback, Type 1: Glass, Light Bronze, to Basix and Acoustic report requirements. Aluminium framing system, finish to match PF4
- (GCB2) Glass, Colourback, Type 2: Glass, Dark Grey, to Basix and Acoustic report requirements. Aluminium framing system, finish to match PF8
- (LV1) Louvre Type 1: Clear fixed open glass louvre system similar to Breezeway
- (LV2) Louvre Type 2: Acoustic horizontal louvre system, Metal, timber effect finish
- (LV3) Louvre Type 3: Acoustic horizontal louvre system, Metal powder coated finish to match PF8
- (LV4) Louvre Type 4: Metal vertical louvre system. Aluminium, finish to match PF4
- (LV5) Louvre Type 5: Metal vertical louvre system. Aluminium, finish to match PF5
- (LV6) Louvre Type 6: Fixed vertical louvre system. Aluminium, finish to match PF8
- (LV7) Louvre Type 7: Fixed horizontal louvre system. Aluminium, finish to match PF8
- (LV8) Louvre Type 8: Fixed vertical louvre system. Timber finish to match CL6
- (LV9) Louvre Type 9: Overcomable glass louvre system similar to Breezeway
- (PC1) Precast Concrete Type 1: Precast Concrete. Finish penetrating low maintenance stain finish equal to Kevin concrete Lauer systems, to match PF1
- (PC2) Precast Concrete Type 2: Precast Concrete. Finish penetrating low maintenance stain finish equal to Kevin concrete Lauer systems, to match PF7
- (PF1) Paint Finish Type 1: Natural White. Finish to match Dulux 'Natural White'
- (PF2) Paint Finish Type 2: Medium Beige. Finish to match Dulux 'Hazelnut'
- (PF3) Paint Finish Type 3: Dark Grey. Finish to match Dulux 'Domino'
- (PF4) Paint Finish Type 4: Finish to match Dulux Electro 'Shimmering Champagne' powder coat
- (PF5) Paint Finish Type 5: Finish to match Dulux 'Flat White' powder coat
- (PF6) Paint Finish Type 6: Finish to match Dulux 'Rocked Gum'
- (PF7) Paint Finish Type 7: Finish to match PF6
- (PF8) Paint Finish Type 8: Finish to match Dulux powder coat 'Black Ace'
- (SC1) Screen Type 1: Timber batten fence, Finish similar to Cedar
- (SC2) Screen Type 2: Architectural metal mesh screen to comply with Relicap requirements
- (SC3) Screen Type 3: Metal louvre screen with integrated planting at mechanical air intake. Colour to match PF4
- (SC4) Screen Type 4: Metal framed shading structure with timber battens
- (BRK1) Brick Type 1: Face brick similar in colour to Bowral 'Shorthorn Mix'
- (BRK2) Brick Type 2: Glazed Face brick to address landscaped areas, to future selection

NOTES
THIS DRAWING IS THE COPYRIGHT OF TURNER. NO REPRODUCTION WITHOUT PERMISSION. UNLESS STATED OTHERWISE THIS DRAWING IS NOT FOR CONSTRUCTION. ALL DIMENSIONS AND LEVELS ARE TO BE CHECKED ON SITE PRIOR TO THE COMMENCEMENT OF WORK. OR OTHER NUMBER OF ANY DISCREPANCIES OR QUERIES TO BE REPORTED TO THE ARCHITECT BEFORE PROCEEDING WITH WORK. DRAWINGS ARE NOT TO BE SCALED. USE ONLY FIGURED DIMENSIONS. REFER TO CONSULTANT DOCUMENTATION FOR FURTHER INFORMATION.

DL CS Quality Endorsed Company ISO 9001:2008, Registration Number 20 476
Nominated Architect Mark Blair Turner NSW ARB 6360 BNBS BPI 011

BASIX

ThermaComfort & BASIX Specification	
Building Element	Material	Insulation
External Wall	Fair Faced Concrete, Insulated Stud	R1.5, R2.5*
Internal Wall	Plasterboard on Stud	None
Floor	Concrete	None
Ceiling	Concrete above Plasterboard	None, R2.5*
Roof	Concrete Slab	None, R3.5*
Floor Covering	Carpet Tiles to Living	N/A
	Ceramic to Bathrooms	
Windows	Group A Glazed Systems: U-value = 6.7, SHGC = 0.70, U-value = 5.7, SHGC = 0.61* Group B Glazed Systems U-value = 6.7, SHGC = 0.57, U-value = 5.4, SHGC = 0.58*	N/A
Central Hot Water System	Centralised Gas Hot Water system with R1.0 (Minimum) piping insulation to the ring main and supply risers	
Outdoor Swimming Pool	Volume capacity of 20kL	
	No heating system	
	Pump is to be controlled by a timer	
Rainwater Storage	No rainwater tank required	
Fire Sprinkler System	The fire sprinkler test water for the carpark and building fire sprinkler system can be retained in a closed system	
	Drought tolerant external landscaping and plants	
Note: *Values refer to the BASIX Project for the nominated construction requirements for each residential dwelling		

LEGEND

Rev.	Date	Approved by	Revision Notes
H	02.08.16	JM	Development Application
J	12.01.17	JM	Development Application Amendments
K	06.03.17	JM	Development Application Amendments
L	09.03.17	JM	Development Application Amendments
N	10.03.17	JM	Development Application Amendments

CLIENT
Deicorp
Level 3, 161 Redfern Street, Redfern
NSW 2016, Australia

Project Title
WSU - Lot 5
158-164 Hawkesbury Road, 2a Darcy Road Westmead NSW 2145 Australia

Drawing Title
GA Sections
Section BB

Scale	Project No.	Drawn by	North
1:200 @A1, 50%@A3	16001	turner	
Status	Dwg No.	Rev.	
For Information	DA-310-002	N	

TURNER
L7, ONE Oxford Street
Darlinghurst NSW 2010
Australia
T +61 2 8088 6000
F +61 2 8088 6088
turnerstudios.com.au

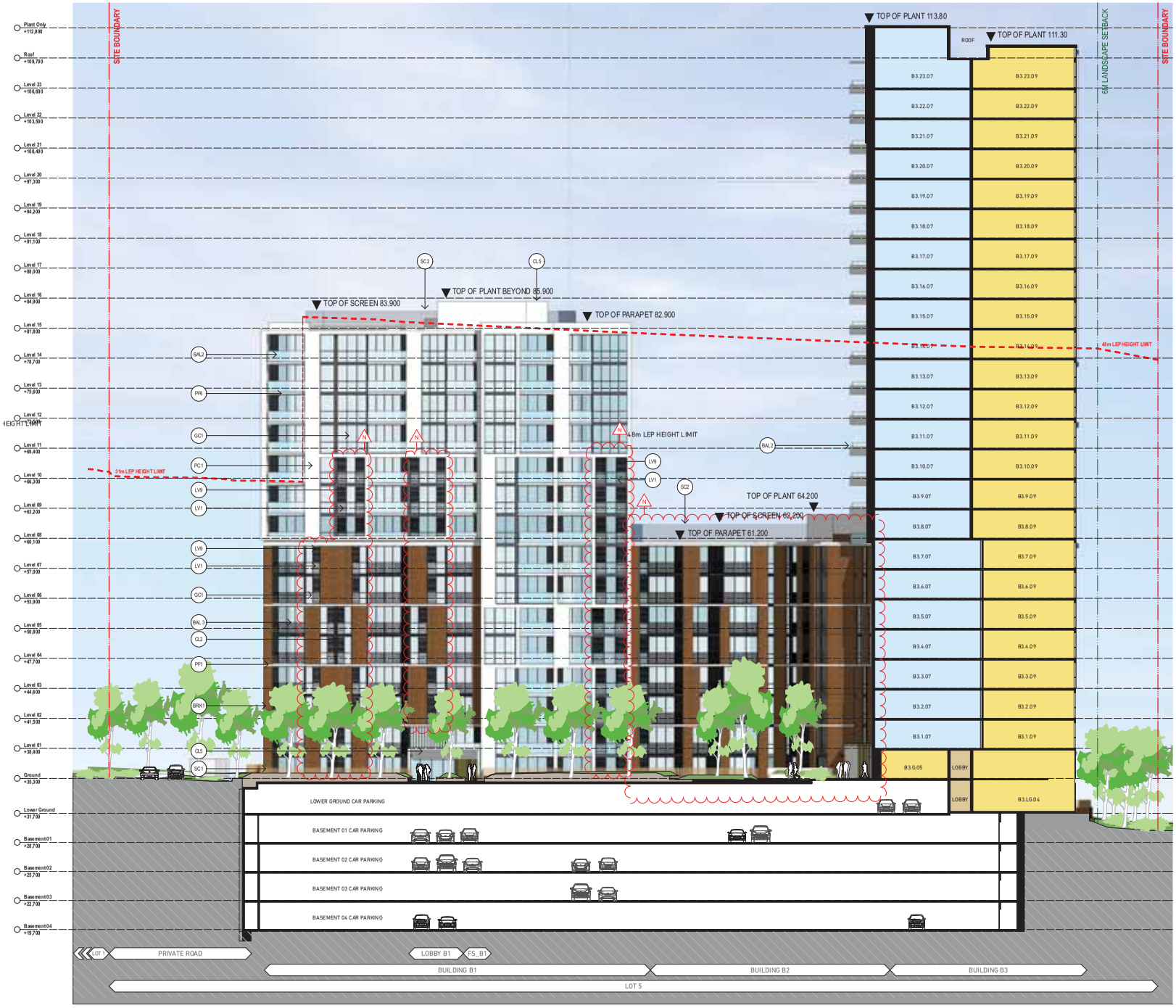

Elevation/ Section Legend

- (BAL1) Balustrade Type 1: Semi-Frameless clear glass balustrade. Fixing system. Finish to match PF6
- (BAL2) Balustrade Type 2: Semi-Frameless clear glass balustrade Fixed to solid opaque parapet wall. Fixing system, finish to match PF6
- (BAL3) Balustrade Type 3: Vertical metal balustrade, powder coat finish to match PF6
- (CL1) Cladding Type 1: Metal cladding, colour to match PF4
- (CL2) Cladding Type 2: Metal cladding, colour to match PF6
- (CL3) Cladding Type 3: Profiled metal cladding, colour to match PF6
- (CL4) Cladding Type 4: FC cladding, colour to match PF3
- (CL5) Cladding Type 5: Metal cladding, colour to match PF1
- (CL6) Cladding Type 6: Timber plastic composite cladding, acoustic ring to balcony sides and soffit, "spotted gum" finish
- (CL7) Cladding Type 7: Polished stainless steel cladding
- (CONF) Concrete, off form: Clear finish or to landscape architect specification
- (GC1) Glass, Clear, Type 1: Glass, clear, to Basix and Acoustic report requirements. Aluminium framing system, finish to match PF6
- (GC2) Glass, Clear, Type 2: Glass, light tone or tinted, to Basix and Acoustic report requirements. Aluminium framing system, finish to match PF4
- (GCBL) Glass, Colourback, Type 1: Glass, Light Bronze, to Basix and Acoustic report requirements. Aluminium framing system, finish to match PF4
- (GCBL) Glass, Colourback, Type 2: Glass, Dark Grey, to Basix and Acoustic report requirements. Aluminium framing system, finish to match PF6
- (LV1) Louvre Type 1: Clear fixed open glass louvre system similar to Breezeway
- (LV2) Louvre Type 2: Acoustic horizontal louvre system. Metal, timber effect finish
- (LV3) Louvre Type 3: Acoustic horizontal louvre system. Metal powder coated finish to match PF6
- (LV4) Louvre Type 4: Fixed vertical louvre system. Aluminium, finish to match PF4
- (LV5) Louvre Type 5: Fixed vertical louvre system. Aluminium, finish to match PF5
- (LV6) Louvre Type 6: Fixed vertical louvre system. Aluminium, finish to match PF6
- (LV7) Louvre Type 7: Fixed horizontal louvre system. Aluminium, finish to match PF6
- (LV8) Louvre Type 8: Fixed vertical louvre system. Timber finish to match CL6
- (LV9) Louvre Type 9: Clear operable glass louvre system similar to Breezeway
- (PC1) Precast Concrete Type 1: Precast Concrete. Finish penetrating low maintenance stain finish equal to Kwim concrete Lasur system, to match PF1
- (PC2) Precast Concrete Type 2: Precast Concrete. Finish penetrating low maintenance stain finish equal to Kwim concrete Lasur system, to match PF7
- (PF1) Paint Finish Type 1: Natural White. Finish to match Dulux 'Natural White'
- (PF2) Paint Finish Type 2: Medium Beige. Finish to match Dulux 'Hazeld'
- (PF3) Paint Finish Type 3: Dark Grey. Finish to match Dulux 'Domino'
- (PF4) Paint Finish Type 4: Finish to match Dulux Electro 'Shimmering Champagne' powder coat
- (PF5) Paint Finish Type 5: Finish to match Dulux 'Flat White' powder coat
- (PF6) Paint Finish Type 6: Finish to match Dulux 'Flooded Gum'
- (PF7) Paint Finish Type 7: Finish to match PF6
- (PF8) Paint Finish Type 8: Finish to match Dulux powder coat 'Black Ace'
- (STC) Screen Type 1: Timber batten fence. Finish similar to Cedar
- (SC2) Screen Type 2: Architectural metal mesh screen to comply with Rollcop requirements
- (SC3) Screen Type 3: Metal louvered screen with integrated planting at mechanical air intake. Colour to match PF4
- (SC4) Screen Type 4: Metal framed shading structure with timber battens
- (BRK1) Brick Type 1: Face brick similar in colour to Bowral 'Shorthorn Mix'
- (BRK2) Brick Type 2: Glazed face brick to address landscaped areas, to future selection

NOTES
THIS DRAWING IS THE COPYRIGHT OF TURNER. NO REPRODUCTION WITHOUT PERMISSION. UNLESS STATED OTHERWISE THIS DRAWING IS NOT FOR CONSTRUCTION. ALL DIMENSIONS AND LEVELS ARE TO BE CHECKED ON SITE PRIOR TO THE COMMENCEMENT OF WORK. REFER TO NUMBER OF ANY DISCREPANCIES OR OMISSIONS PRIOR TO DEALING WITH WORK. DRAWINGS ARE NOT TO BE SCALED. USE ONLY FIGURED DIMENSIONS. REFER TO CONSULTANTS DOCUMENTATION FOR FURTHER INFORMATION.

DL CS Quality Endorsed Company ISO 9001:2008, Registration Number 20 476
Nationally Accredited Architect Practice Scheme NSW PEA, ACT PEA, QLD PEA, VIC PEA, SA PEA, WA PEA

BASIX

Thermal Comfort & BASIX Specification		
Building Element	Material	Insulation
External Wall	Fair Faced Concrete, Internal Side of Blockwork	R1.5, R0.17
Internal Wall	Plasterboard on Stud	None
Roof	Concrete	None
Ceiling	Concrete on Plasterboard	None, R2.5
Floor	Concrete Slab	None, R1.7
Floor Covering	Carpet Tiles to Living	N/A
	Carpet to Bedrooms	
Windows	Group A Glazed Systems: U-value = 6.7, SHGC = 0.79, U-value = 5.7, SHGC = 0.68	N/A
	Group B Glazed Systems: U-value = 6.7, SHGC = 0.57, U-value = 5.4, SHGC = 0.68	
Central Hot Water System	Centralised Gas fired Boiler system with R1.0 (38mm) piping insulation to the ring main and supply risers	
Outdoor Swimming Pool	Water capacity < 7.0KL	
	No heating system	
	Pump is to be controlled by timer	
Rainwater Storage	No rainwater tank required	
Fire Sprinkler System	The fire sprinkler test water for the carpark and building fire sprinkler system can be retained in a closed system	
	Drought tests are all external sections and doors	
Note: * Always refer to the BASIX Report for the actual insulation requirements at each residential building		

LEGEND

Rev.	Date	Approved by	Revision Notes
H	02.08.16	JM	Development Application
J	12.01.17	JM	Development Application Amendments
K	06.03.17	JM	Development Application Amendments
L	09.03.17	JM	Development Application Amendments
N	10.03.17	JM	Development Application Amendments

CLIENT
Delcorp
Level 3, 161 Redfern Street, Redfern
NSW 2016, Australia

Project Title
WSU - Lot 5
158-164 Hawkesbury Road, 2a Darcy Road Westmead NSW 2145 Australia

Drawing Title
GA Sections
Section CC

Scale	Project No.	Drawn by	North
1:200 @A1, 50%@A3	16001	turner	
Status	Dwg No.	Rev.	
For Information	DA-310-003	N	

TURNER
L7, ONE Oxford Street
Darlinghurst NSW 2010
Australia
T +61 2 8088 6000
F +61 2 8088 6088
turnerstudios.com.au